

TIMELESS
DESIGNS,
PERFECT FOR
EVERY SPACE

vitco[®]
door & window system

WHO WE ARE

our capacity

40+ systems
ready stock available

350+ tons
of ready stock material

more than
22800 sq.ft.
infrastructure space

vitco®

The Ex-tra benefits of Aluminium

Aluminium is an extremely versatile fenestration material, with a wide range of patterns, shades, and styles to choose from. Aluminium frames are guaranteed to be corrosion-free after a series of treatments before the glass panes are laced into the frames. When compared to other materials, Aluminium section windows have an exceptionally long life expectancy. Temperature differences, extreme weather conditions, or lack of maintenance do not affect these structures.

We at **Alu-Rich** under the brand name **Vitco** offer the best quality aluminium doors, windows, and sliding systems made from the highest quality raw material. Our collections immaculately complement the modern architectural style.

The attractive qualities of the aluminium elements are their excellent strength for use, even with extreme loads, and guaranteed long-lasting, seamless functionality. The versatile metal is used to create a high-performance and sustainable window and door systems that surpass the expectations of fabricators, installers and end-users in India.

Vitco aluminium profiles are par excellence in quality and highly convincing with many promising properties. These profiles are extremely robust and are substantially very low maintenance over their long lives. Moreover, **Vitco** Doors and Windows Systems are non-flammable, colorfast and 100% recyclable. Thanks to their high strength and load-bearing capacity, elements can be produced in a great miscellany of sizes. All our products are manufactured to reach and exceed paramount standards, every **Vitco** product delivers matchless performance and signature style.



BENEFITS



Sound Insulation

By installing Noise Cancellation Doors and Windows you can minimize noise pollution levels in your home by as much as a half.



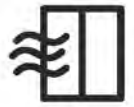
Wind Load

The Vitco aluminum windows and doors are stronger and has an extensive performance lifespan as compared to other window materials.



Water Tightness

Our aluminum windows and doors are made from innovative profiles to resist from Water, also come with no corrosion for lifetime feature.




Air Permeability

During these days buildings are very high-rise with glass outer finish, to hold such heavy glass of doors and windows our product comes with extensive capability.

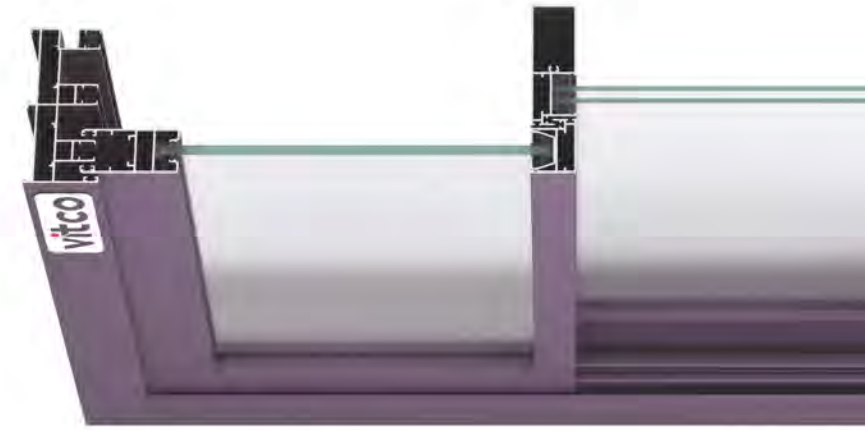


Impact Resistance

Aluminum frames, doors and windows are very light in weight but very strong in comparison to wood and plastic, it has greater absorb capacity against unusual impacts.



vitco® INDEX



SLIDING WINDOW

19mm UMA	01
25mm Gulf	03
25mm High-End	05
25mm	06
27mm Gulf	09
27mm High-End	11
27mm	12
27mm Pro	15
29mm Gulf	17
29mm High-End	20
29mm Monorail	21
29mm Super Slim	22
29mm	23
31mm Gulf	27
32mm Gulf	33
32mm	35
35mm Gulf	39
35mm High-End	43
35X75mm	47
37mm	49
40mm Pro	51

CASEMENT WINDOW & DOOR

28mm	55
40mm	57
50mm	61


SLIDING & FOLDING

50mm S&F	67
68mm S&F	69

GLASS RAILING	71
WALL PANALING	73
LOUVERS SECTION	77
CURTAIN WALL	79

SLIM PARTITIONS

25X25mm	89
16X45mm	91
Slim Internal Sliding Folding	95
45mm Slim Door	97
25X45mm	99
25X55mm	101
25X100mm	103
Perfect Partition	105
Wardrobe Profile	107



COLOUR
COLLECTION
109

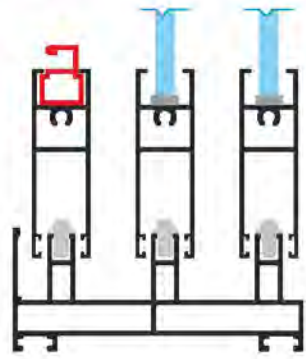



MINIMUM
ASSEMBLY
TIME -
MAXIMUM
QUALITY

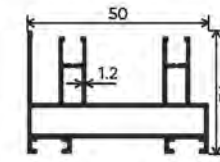

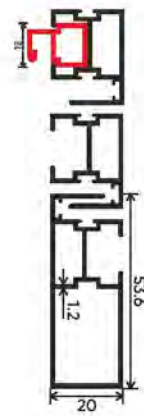
From a sorting perspective, this new window system fitting has been continually refined. We have unmatched manufacturing and processing speeds for aluminium window extrusions without sacrificing quality. Your home's appearance reveals a lot about who you are. It's no secret that doors and windows play a big role in determining the look and feel of a home.

SLIDING
WINDOW

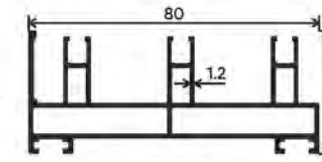
In order to meet the needs of every modern home, we provide a wide variety of window components. You can choose from classic casement windows to Sliding & Folding windows to fit your home's style. For more than just welcoming visitors, your front door plays an important part in weatherproofing and insulating your home. It is the best investment you can make on your home if you install aluminium doors and windows, at a low price, you may improve your home's aesthetic, energy efficiency, and security.



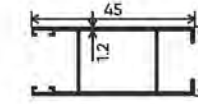
Three Track with Mosquito



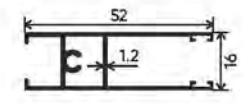
UMA-01



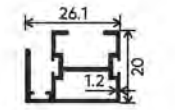
UMA-02



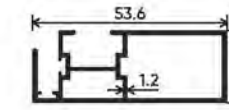
UMA-11



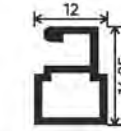
UMA-12



UMA-13



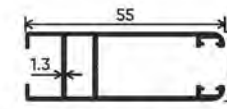
UMA-14



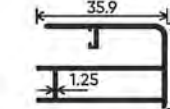
UMA-15



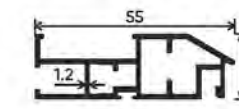
UMA-19



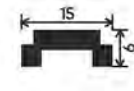
UMA-21



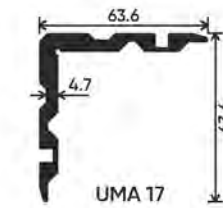
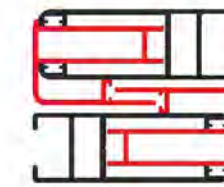
UMA-22



UMA-18



UMA-16



UMA-17

Window Height
Max. 1524mm
Up to 5ft

Sash
Height 45mm
Width 19mm

Interlocking
• Slim Interlock 20mm
• Without Slim Interlock 55mm

Glass Range
• Single Glass Sash 5 to 8mm

Track Depth
• 2 Track Height 34mm
• 2 Track Width 50mm
• 3 Track Height 34mm
• 3 Track Width 80mm

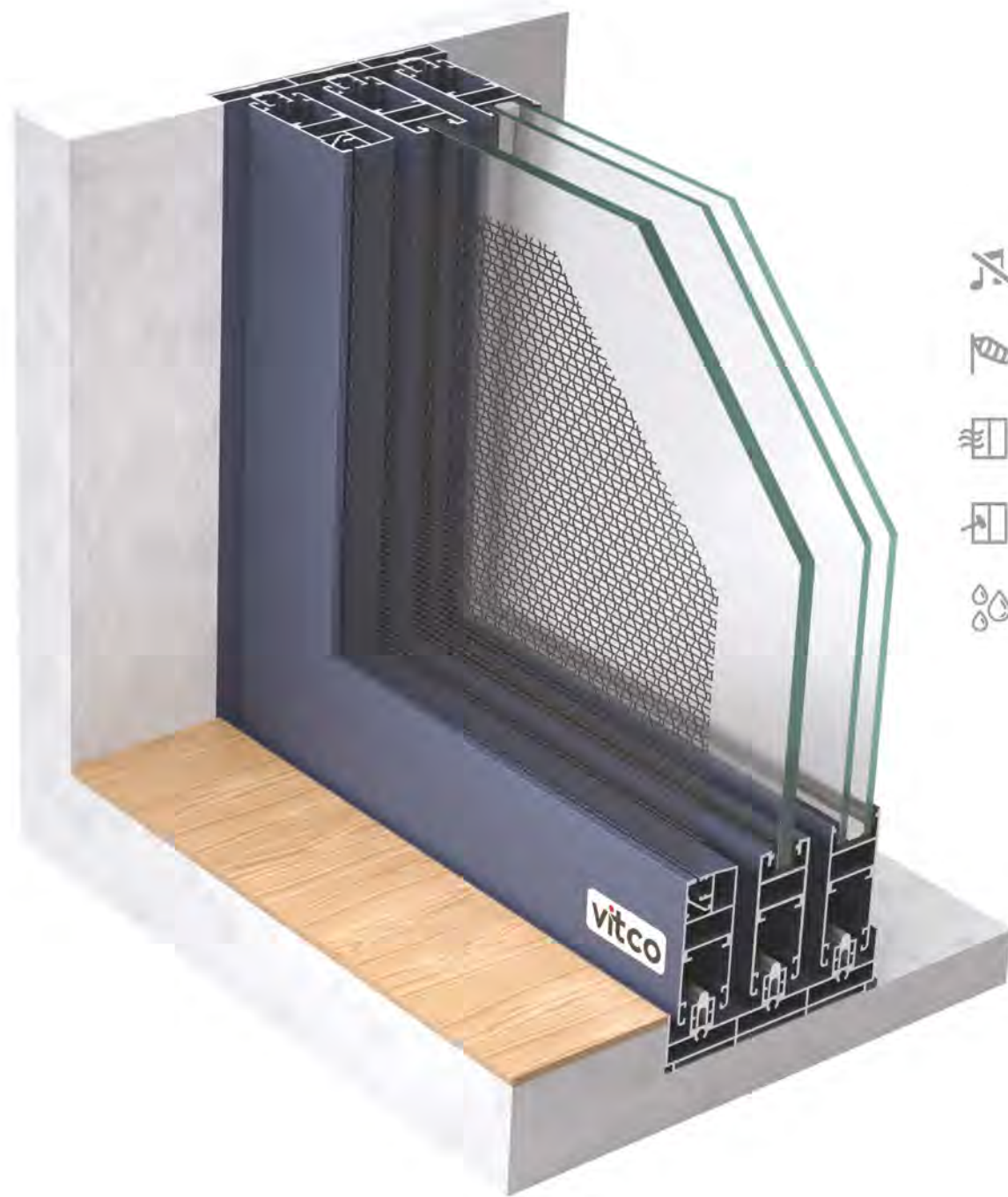
Corner Joint
• Track Joint 45 Degree
• Sash Joint 45 Degree
• Sash Joint 90 Degree
• Slim Interlock 90 Degree

Roller
Fix Single Roller
Fix Double Roller
Adjustable Double Roller

Locking Options
Single Point

Section No.	Section Name	Weight (kg/mt)
UMA-01	Two Track Premium Type	0.825
UMA-02	Three Track Premium Type	1.220
UMA-11	Handle Profile	0.425
UMA-12	Top Bottom Profile	0.480
UMA-13	Slim Interlock Shutter	0.370
UMA-14	Reinforcement Interlock	0.618
UMA-15	Mosquito Adapter	0.180

Section No.	Section Name	Weight (kg/mt)
UMA-16	Adapter	0.150
UMA-17	Corner Joint Angle	1.688
UMA-18	Mosquito Shutter	0.655
UMA-19	"U" Type Track Rail Clip	0.137
UMA-21	Handle Profile	0.575
UMA-22	Universal Interlock	0.505



- Sound Insulation
- Wind Load
- Air Permeability
- Impact Resistance
- Water Tightness

Window Height
Max. 2135mm
Up to 7ft

Sash
Height 62mm
Width 25mm

- Interlocking**
- Slim Interlock 20mm
 - Without Slim Interlock 65mm

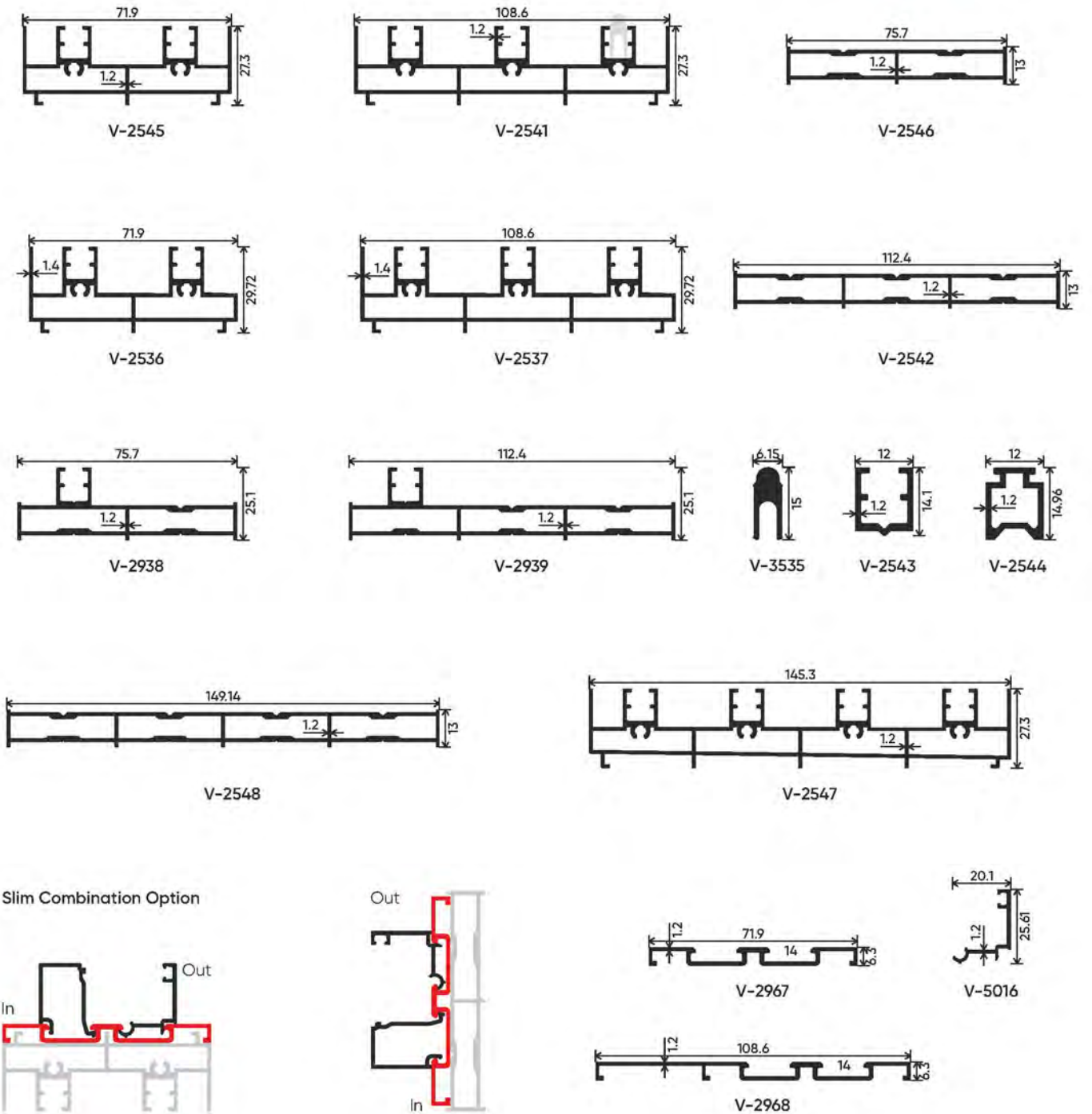
- Glass Range**
- Single Glass Sash 5 to 8mm
 - Double Glass Sash Up to 18mm

- Track Depth**
- 2 Track Top/Bottom 28mm/72mm
 - 2 Track Vertical 13mm/76mm
 - 3 Track Top/Bottom 28mm/112mm
 - 3 Track Vertical 13mm/114mm
 - 4 Track Top/Bottom 28mm/145mm
 - 4 Track Vertical 13mm/149mm

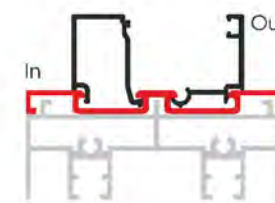
- Corner Joint**
- Track Joint 90 Degree
 - Sash Joint 45 Degree
 - Sash Joint 90 Degree
 - Slim Interlock 90 Degree

- Roller**
- Fix Single Roller
 - Fix Double Roller
 - Adjustable Double Roller

- Locking Options**
- Single Point & Multipoint

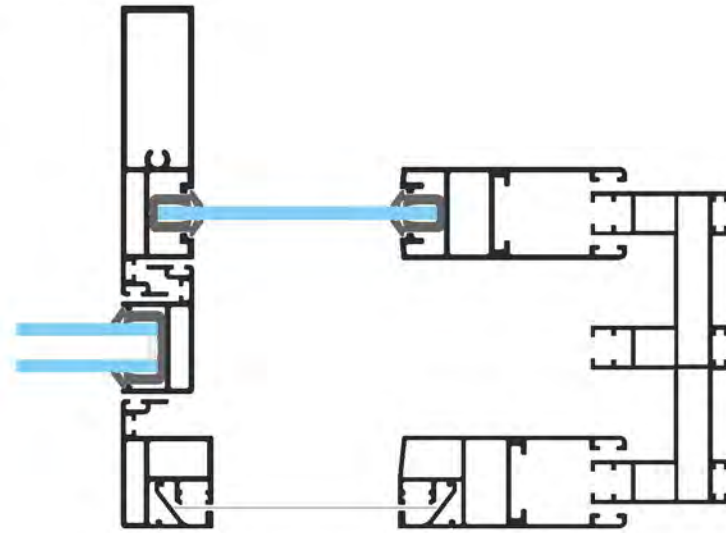



Slim Combination Option




Section No.	Section Name	Weight (kg/mt)
V-2545	2 Track Top/Bottom	1.020
V-2541	3 Track Top/Bottom	1.470
V-2546	2 Track Vertical	0.700
V-2536	2 Track Top/Bottom	1.010
V-2537	3 Track Top/Bottom	1.462
V-2542	3 Track Vertical	0.985
V-2938	2 Track Vertical	0.840
V-2939	3 Track Vertical	1.106

Section No.	Section Name	Weight (kg/mt)
V-2548	4 Track Vertical	1.310
V-2547	4 Track Top/Bottom	1.844
V-3535	Track Rail Cap	0.163
V-2543	Locking Adapter	0.145
V-2544	Top Track Guide	0.180
V-2967	Two Track Combination	0.415
V-2968	Three Track Combination	0.566
V-5016	Outside Clip	0.196

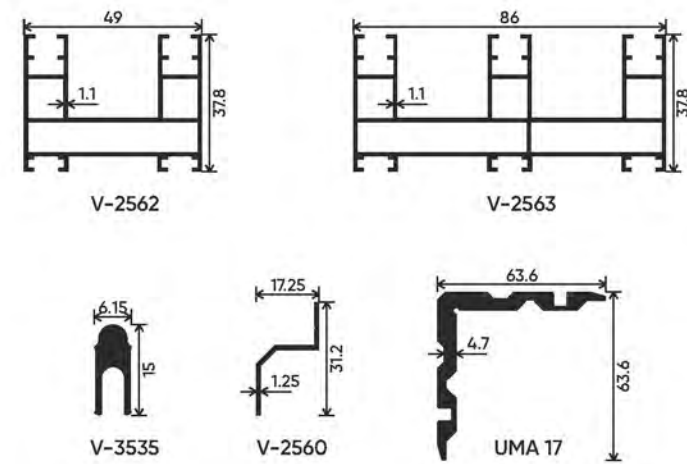


Key Features

- European design with Standard Euro Gruh
- Glazing from 5mm to 18mm
- Smooth & Effortless in Movement
- Automatic, Manual Concealed & Multipoint Lock System
- Provision for Insect Screen
- Reinforced Profile Available in Larger Opening
- Design for Mid to Large Size Shutter Sliding
- Bug & Bugler Proof Windows
- Slim Interlock Shutter Available for Single Glass & Double Glass Sliding

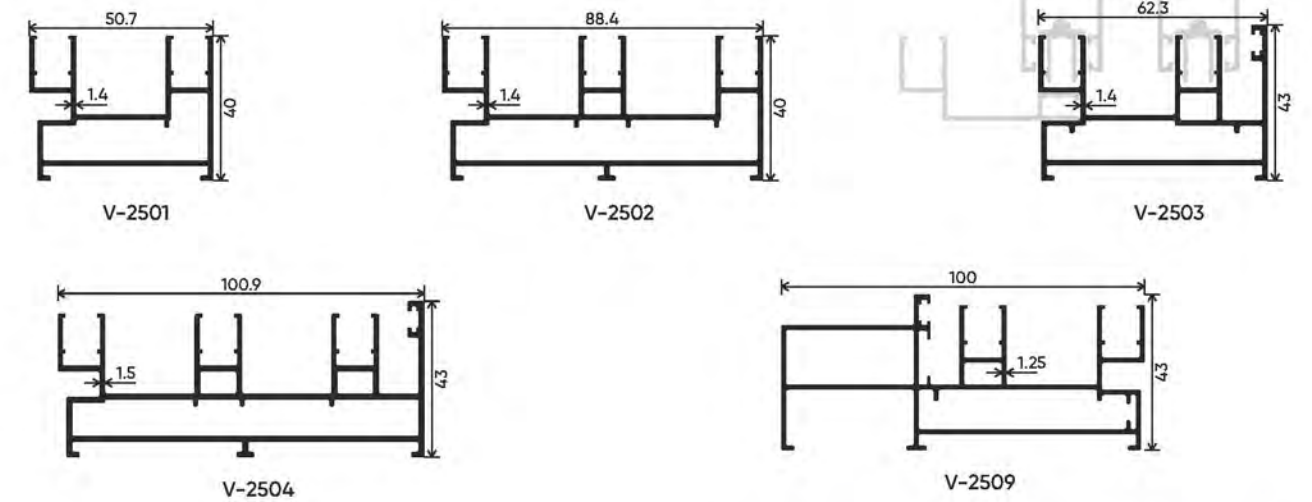


TRACK OPTIONS

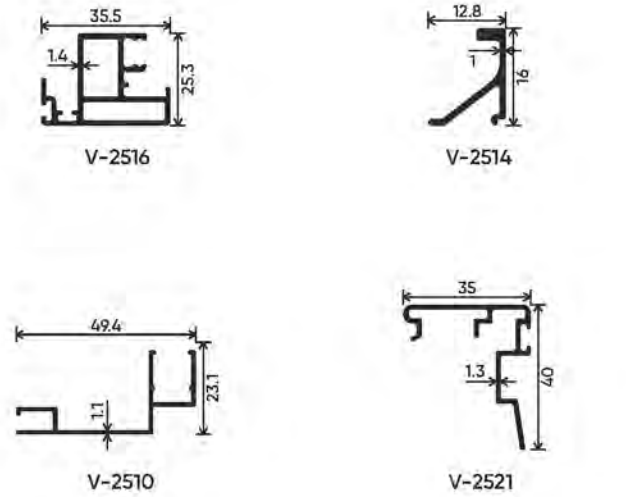

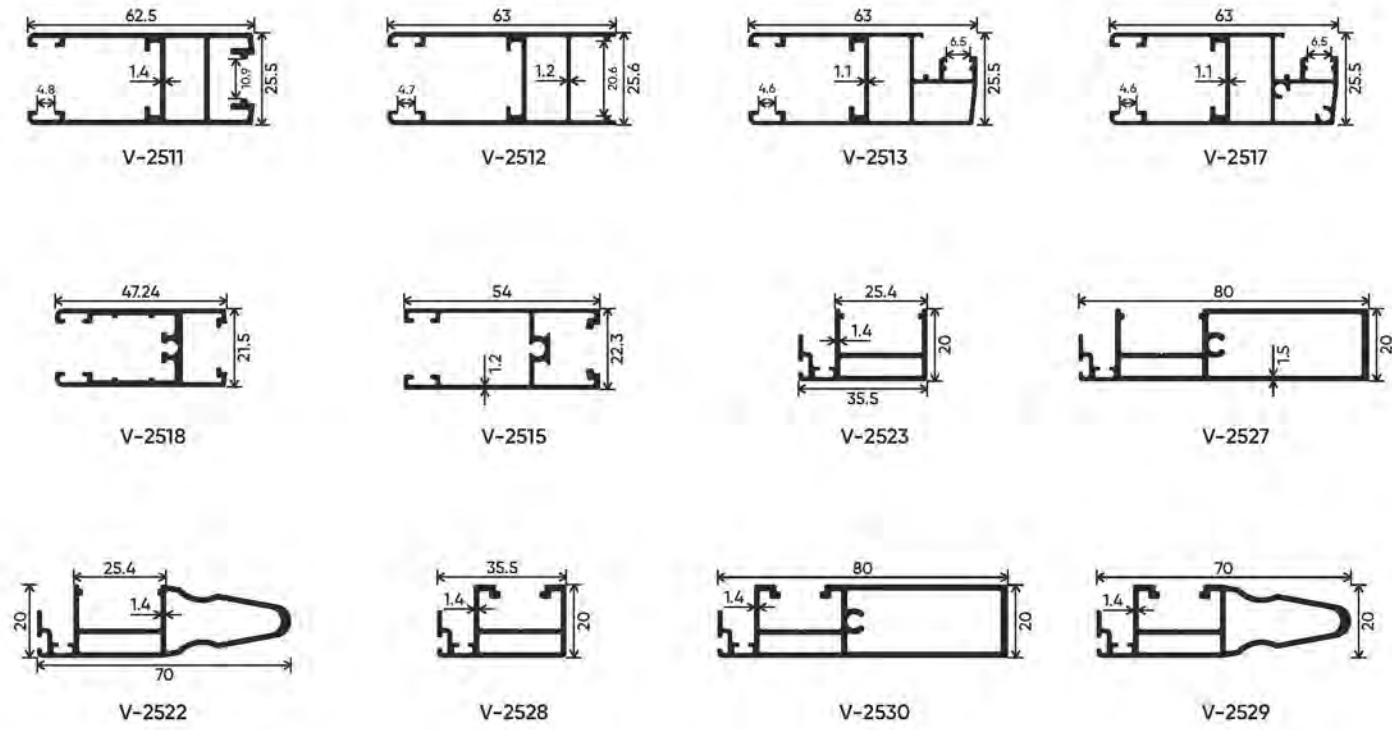


Section No.	Section Name	Weight (kg/mt)
V-2562	2 Track	0.779
V-2563	3 Track	1.366
V-3535	Track Rail Cap	0.163
UMA 17	Corner Joint Angle	1.688
V-2560	Rain Cover	0.158

TRACK OPTIONS

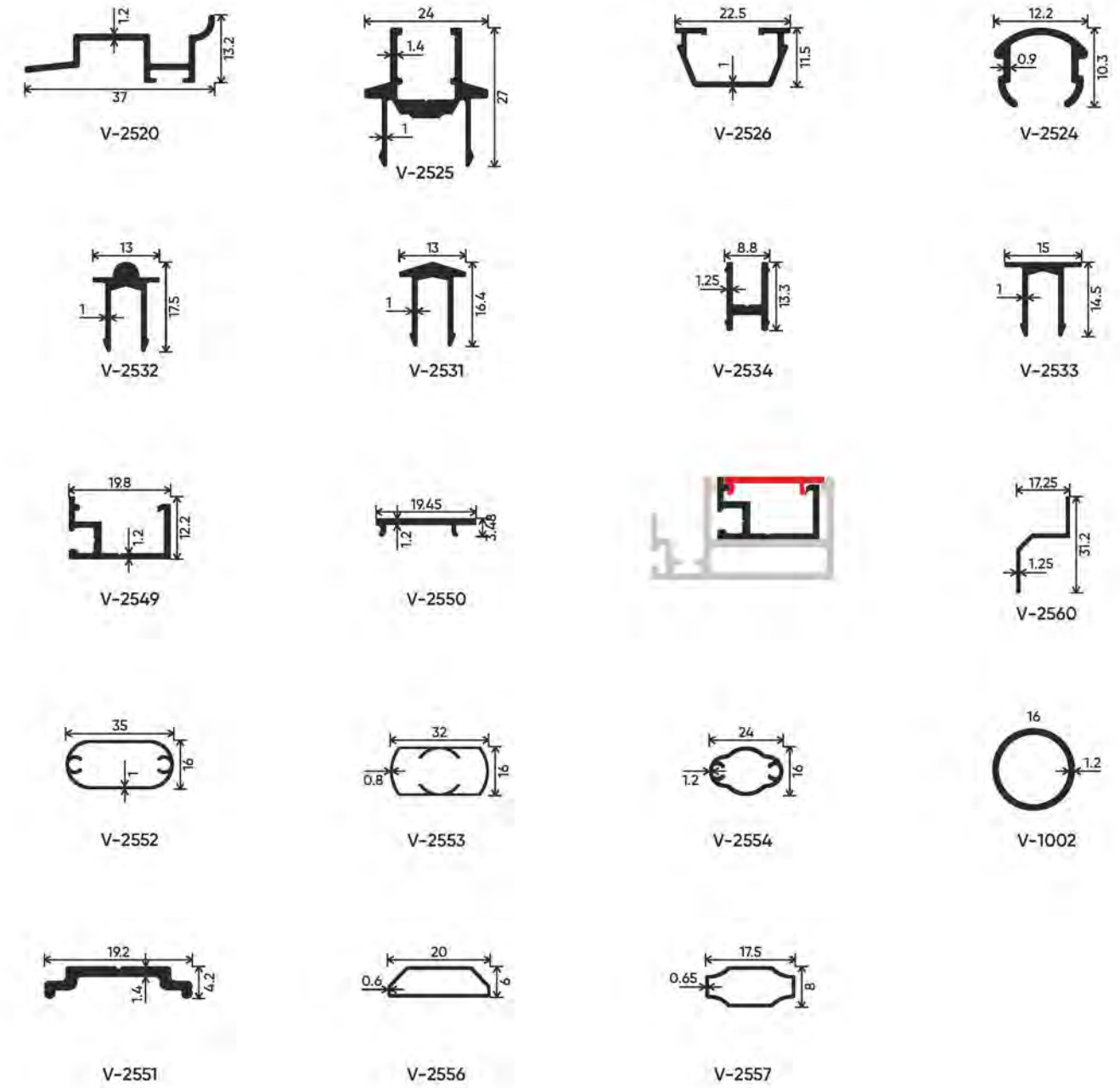


Section No.	Section Name	Weight (kg/mt)
V-2501	Two Track Basic Type	0.870
V-2502	Three Track Basic Type	1.400
V-2503	Two Track Premium Type	1.079
V-2504	Three Track Premium Type	1.649
V-2509	2 in 1 Frame With Grill	1.435



Section No.	Section Name	Weight (kg/mt)
V-2511	Single Glass Shutter	0.770
V-2512	DGU Shutter	0.690
V-2513	Mosquito screen Shutter	0.711
V-2517	Mosquito Shutter	0.737
V-2518	Top & Bottom Shutter	0.620
V-2515	Top & Bottom Shutter	0.574
V-2523	Slim Interlock Shutter	0.445
V-2527	Box Reinforcement Interlock	0.929

Section No.	Section Name	Weight (kg/mt)
V-2522	Reinforcement Interlock	0.737
V-2528	SGU Slim Interlock	0.497
V-2530	Box Reinforcement Interlock	0.934
V-2529	Reinforcement Interlock	0.792
V-2516	Mosquito Slim Interlock Shutter	0.547
V-2514	Mosquito Shutter Clip	0.104
V-2510	Additional Track	0.314
V-2521	Universal Interlock	0.361



Section No.	Section Name	Weight (kg/mt)
V-2520	Half Interlock Clip	0.224
V-2525	Meeting Section	0.380
V-2526	Reducer Glass Clip	0.142
V-2524	Mosquito Screen Fitting Clip	0.083
V-2532	"U" Type Track Rail Clip	0.169
V-2531	"V" Type Track Rail Clip	0.147
V-2534	"H" Type Adapter	0.122
V-2533	Track Cover Cap	0.142
V-2549	Mosquito Adapter	0.164

Section No.	Section Name	Weight (kg/mt)
V-2550	Mosquito Adapter Clip	0.074
V-2560	Rain Cover	0.158
V-2552	Grill Support	0.268
V-2553	Grill Support	0.224
V-2554	Grill Support	0.229
V-1002	Grill Support	0.170
V-2551	Locking Rod	0.090
V-2556	Georgian Bar SGU	0.071
V-2557	Georgian Bar DGU	0.082

Window Height
Max. 2135mm
Up to 7ft

Sash
Height 65mm
Width 27mm

Interlocking

- Slim Interlock 20mm
- Without Slim Interlock 65mm

Glass Range

- Single Glass Sash 5 to 8mm
- Laminated Glass Sash 11 to 15mm
- Double Glass Sash Up to 20mm

Track Depth

- 2 Track Top/Bottom 28mm/74mm
- 2 Track Vertical 13mm/78mm
- 3 Track Top/Bottom 28mm/114mm
- 3 Track Vertical 13mm/116mm
- 4 Track Top/Bottom 28mm/147mm
- 4 Track Vertical 13mm/151mm

Corner Joint


- Track Joint 90 Degree
- Sash Joint 45 Degree
- Slim Interlock 90 Degree

Roller

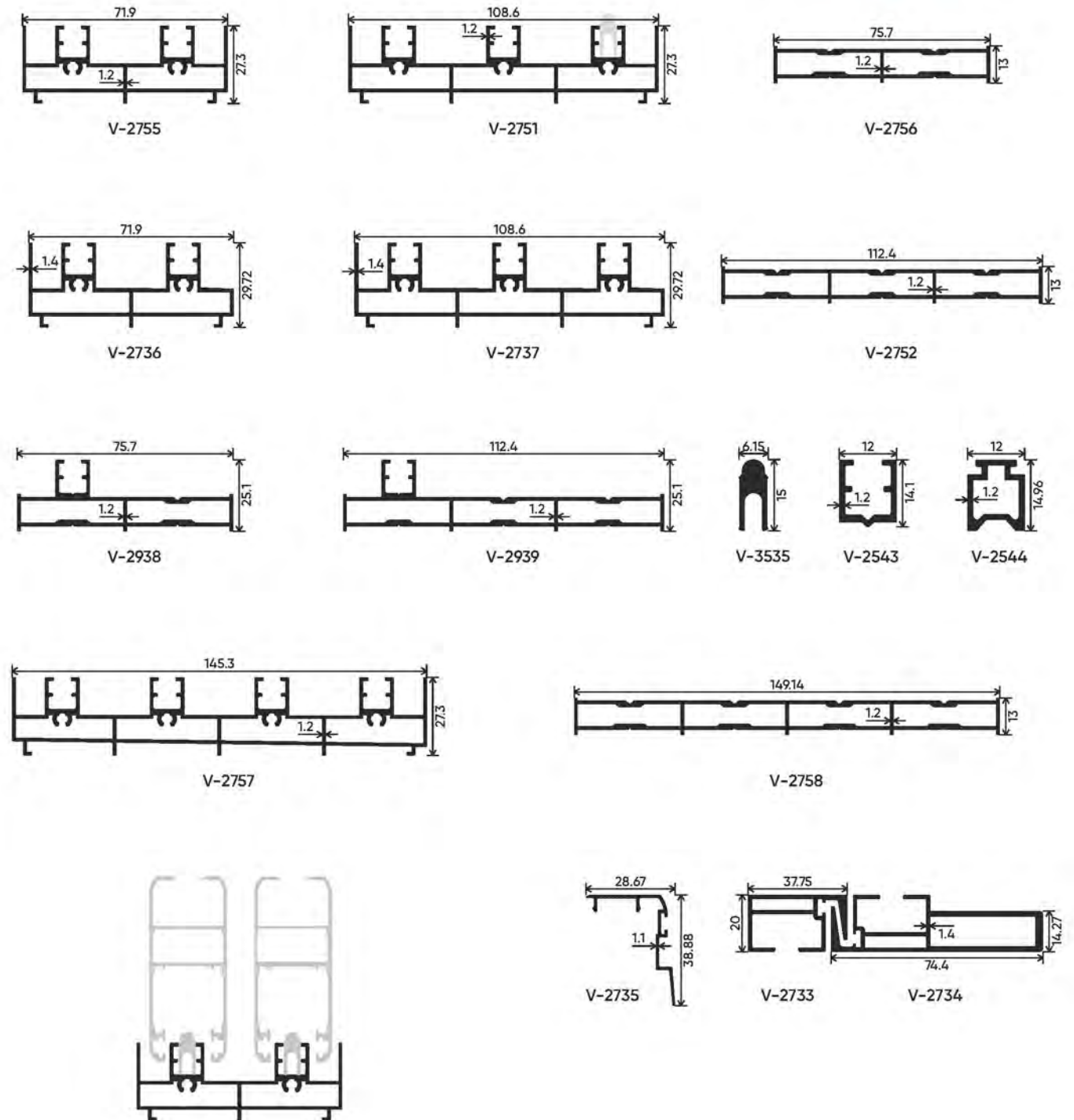
- Fix Single Roller
- Fix Double Roller
- Adjustable Double Roller

Locking Options

- Single Point & Multipoint

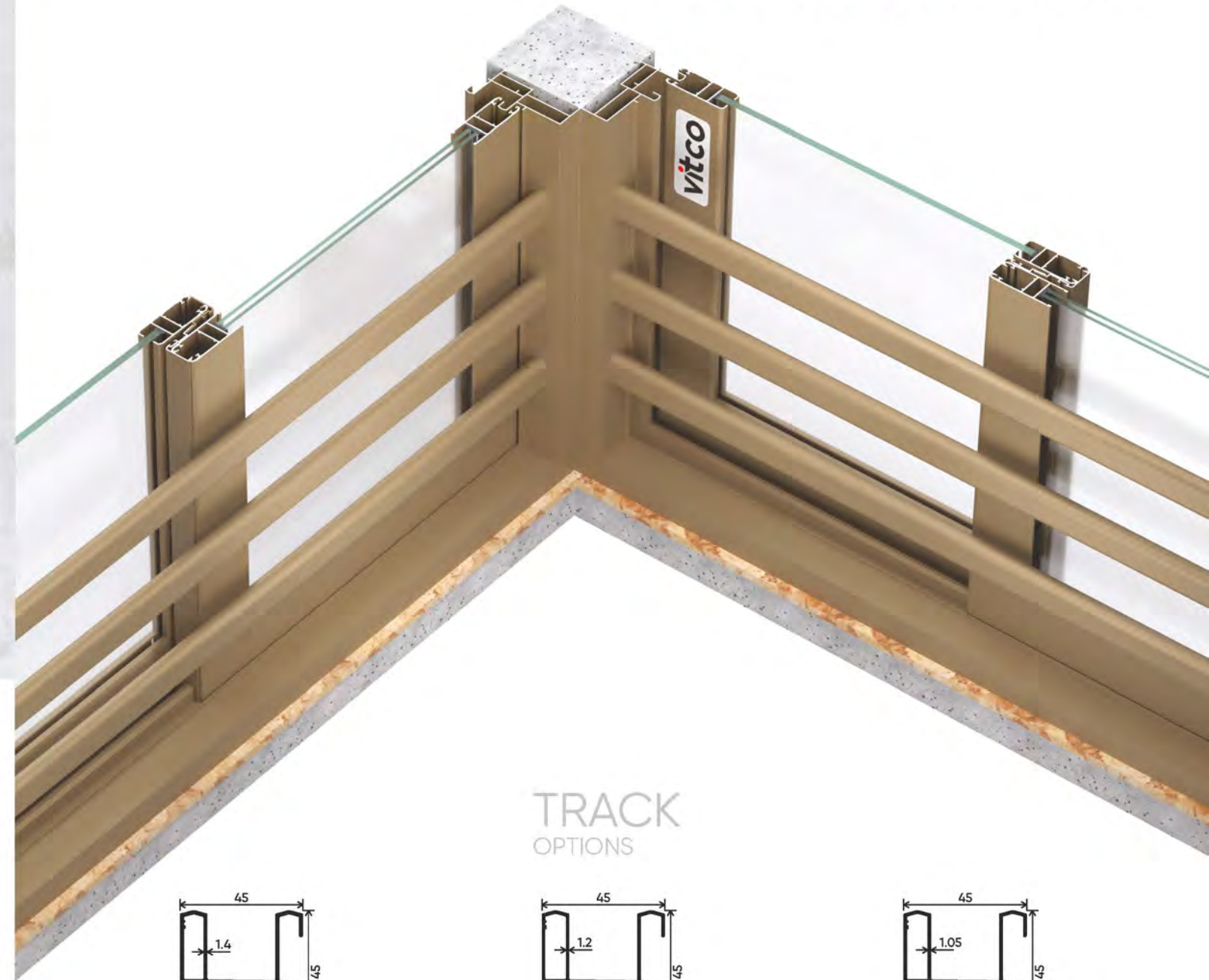



- Sound Insulation
- Wind Load
- Air Permeability
- Impact Resistance
- Water Tightness



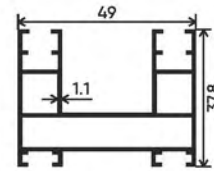
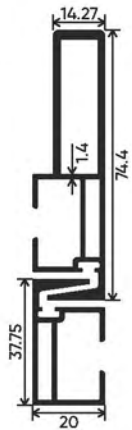
Section No.	Section Name	Weight (kg/mt)
V-2755	2 Track Top/Bottom	1.020
V-2751	3 Track Top/Bottom	1.470
V-2756	2 Track Vertical	0.700
V-2736	2 Track Top/Bottom	1.010
V-2737	3 Track Top/Bottom	1.462
V-2752	3 Track Vertical	0.985
V-2938	2 Track Vertical	0.840
V-2939	3 Track Vertical	1.106

Section No.	Section Name	Weight (kg/mt)
V-2758	4 Track Vertical	1.310
V-2757	4 Track Top/Bottom	1.844
V-3535	Track Rail Cap	0.163
V-2543	Locking Adapter	0.145
V-2544	Top Track Guide	0.180
V-2733	SGU Slim Interlock	0.519
V-2734	Reinforcement Interlock	1.016
V-2735	Universal Clip	0.251

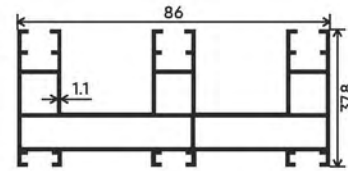


TRACK OPTIONS

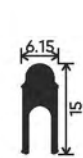
Slim Interlock Option



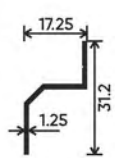
V-2761



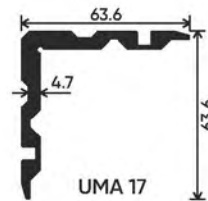
V-2763



V-3535



V-2560



UMA 17

Section No.	Section Name	Weight (kg/mt)
V-2761	2 Track	0.779
V-2763	3 Track	1.366
V-3535	Track Rail Cap	0.163
UMA 17	Corner Joint Angle	1.688
V-2560	Rain Cover	0.158



45° Sash Joint

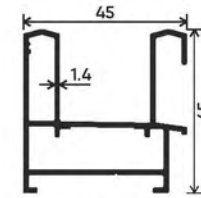


90° Interlock Joint

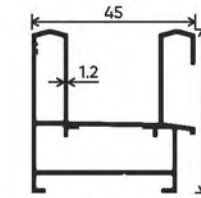


90° Frame Joint

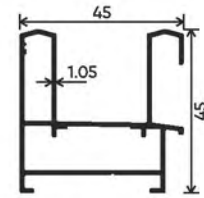
TRACK OPTIONS



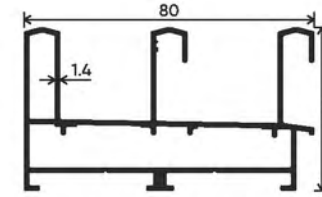
V-2701



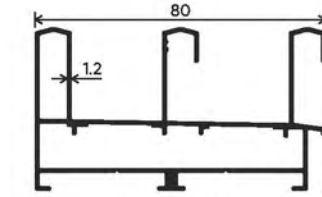
V-2702



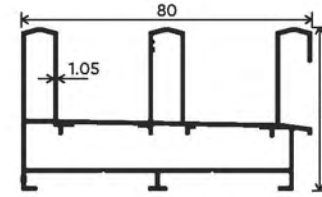
V-2704



V-2711



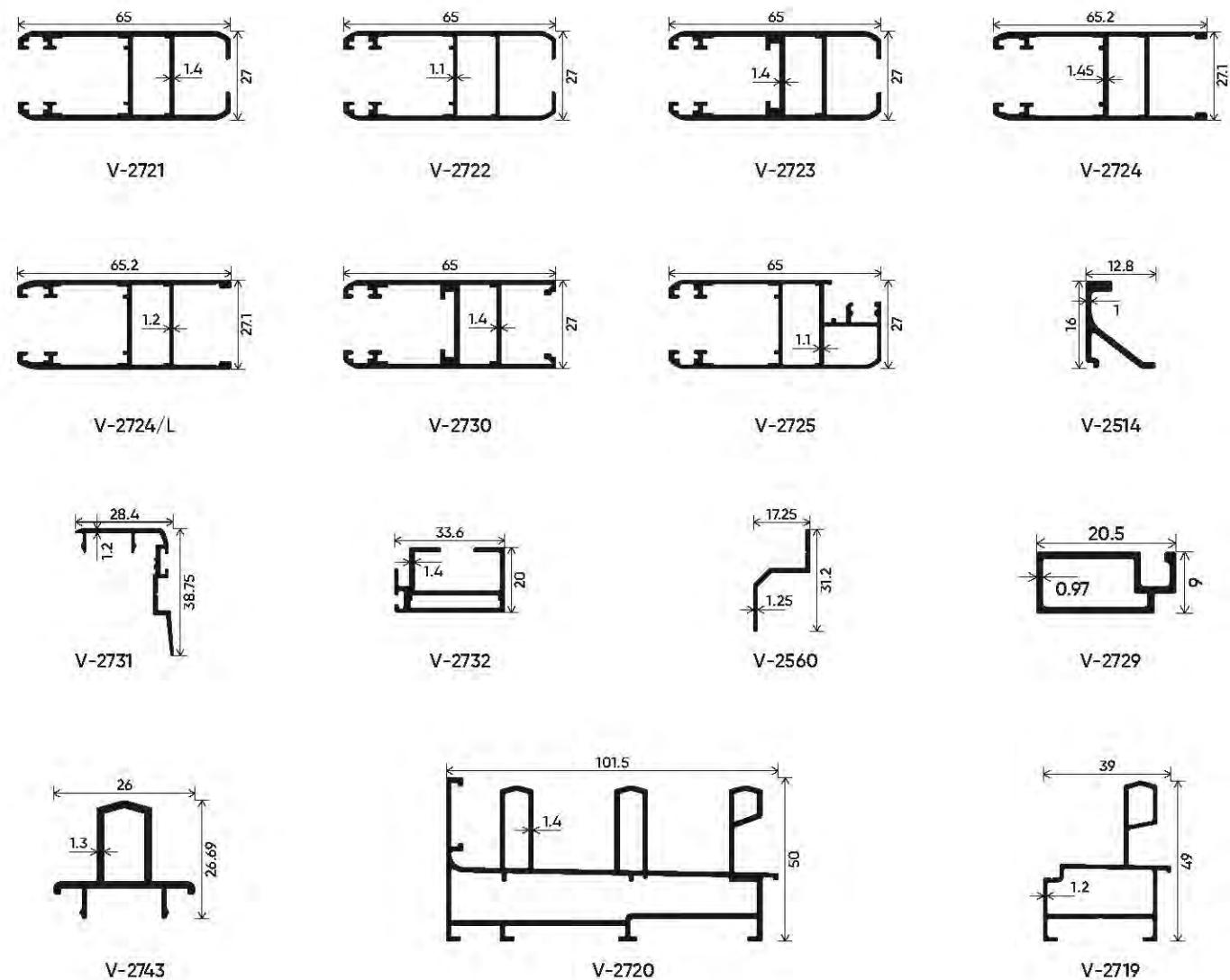
V-2712



V-2710

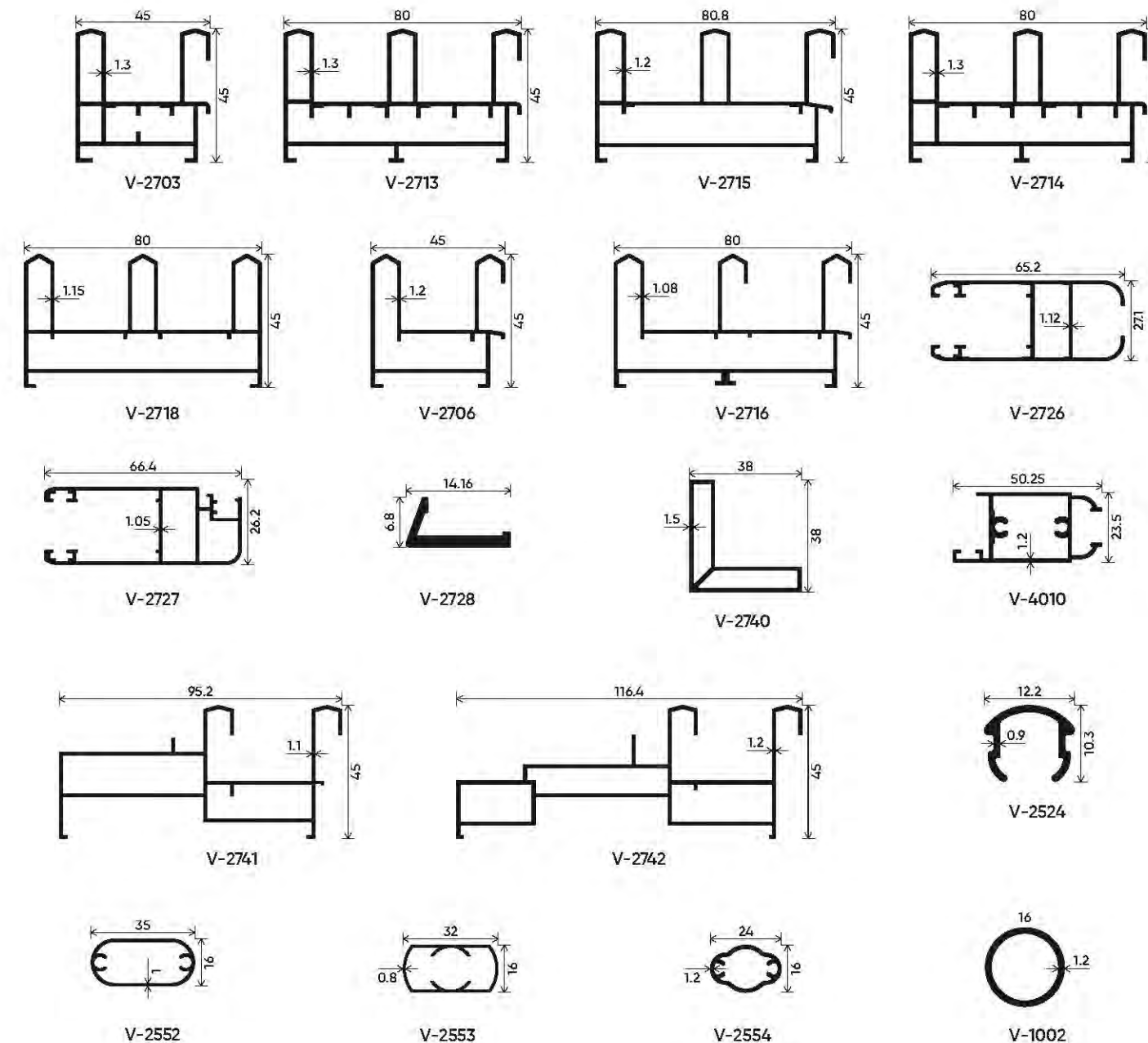
Section No.	Section Name	Weight (kg/mt)
V-2701	Two Track Basic Type	0.861
V-2702	Two Track Basic Type	0.751
V-2704	Two Track Basic Type	0.628

Section No.	Section Name	Weight (kg/mt)
V-2711	Three Track Basic Type	1.366
V-2712	Three Track Basic Type	1.229
V-2710	Three Track Basic Type	1.033



Section No.	Section Name	Weight (kg/mt)
V-2721	Single Glass Shutter	0.819
V-2722	Single Glass Shutter	0.689
V-2723	Single Glass Shutter Euro	0.820
V-2724	DGU Shutter	0.792
V-2724/L	DGU Shutter	0.710
V-2730	Laminated Shutter	0.845
V-2725	Mosquito Shutter	0.792
V-2514	Mosquito Shutter Clip	0.106

Section No.	Section Name	Weight (kg/mt)
V-2731	Universal Interlock	0.273
V-2732	Slim Interlock	0.519
V-2560	Rain Cover	0.158
V-2729	Mosquito Adapter	0.150
V-2743	Meeting Section	0.273
V-2720	Three Track Premium Type	1.685
V-2719	Additional Track	-



Section No.	Section Name	Weight (kg/mt)
V-2703	Two Track	0.869
V-2713	Three Track	1.175
V-2715	Three Track	1.093
V-2714	Three Track	1.202
V-2718	Three Track	1.148
V-2706	Two Track	0.738
V-2716	Three Track	1.092
V-2726	SGU Shutter	0.711
V-2727	Mosquito Shutter	0.684
V-2728	Mosquito Shutter Adapter	0.082

Section No.	Section Name	Weight (kg/mt)
V-2740	Corner Angle	0.560
V-4010	Mosquito Shutter	0.601
V-2741	2 in 1 Track	0.985
V-2742	3 in 1 Track	1.216
V-2524	Mosquito Screen Fitting Clip	0.083
V-2552	Grill Support	0.268
V-2553	Grill Support	0.224
V-2554	Grill Support	0.229
V-1002	Grill Support	0.170



- Sound Insulation
- Wind Load
- Air Permeability
- Impact Resistance
- Water Tightness

Window Height
Max. 2135mm
 Up to 7ft

Sash
Height 54.5mm
Width 27mm

Interlocking
 • Slim Interlock 20mm

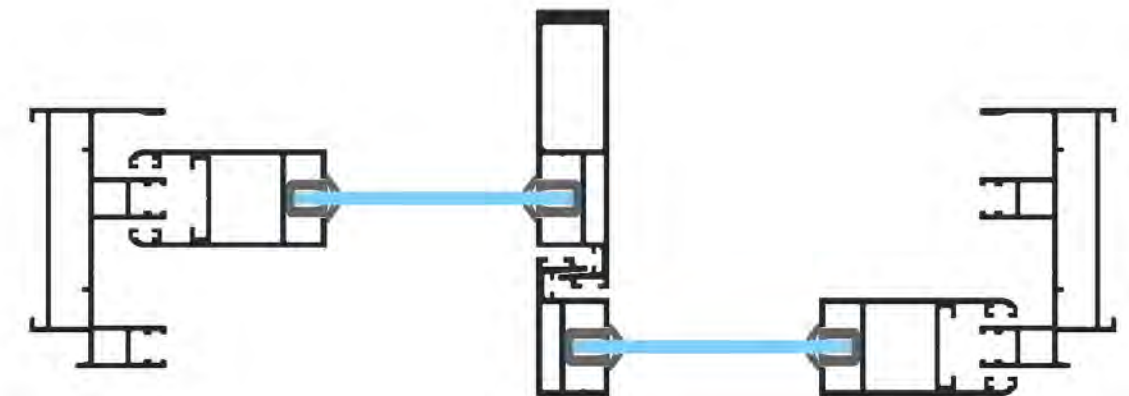
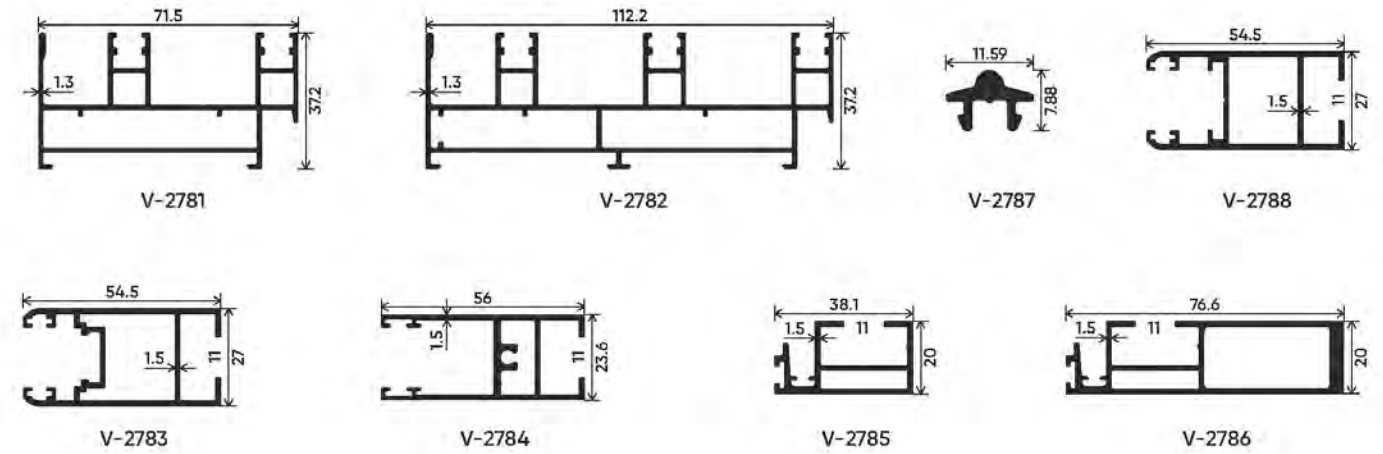
Glass Range
 • Single Glass Sash 5 to 8mm

Track Depth
 • 2 Track 37.2mm/71.5mm
 • 3 Track 37.2mm/112.2mm

Corner Joint
 • Track Joint 45 Degree
 • Sash Joint 90 Degree
 • Slim Interlock 90 Degree

Roller
 Fix Single Roller
 Fix Double Roller
 Adjustable Double Roller

Locking Options
 Single Point & Multipoint



Section No.	Section Name	Weight (kg/mt)
V-2781	Two Track Premium Type	1.066
V-2782	Three Track Premium Type	1.598
V-2787	Track Rail Cap	0.095
V-2788	Handle Profile	0.732

Section No.	Section Name	Weight (kg/mt)
V-2783	Handle Profile	0.708
V-2784	Top Bottom Profile	0.760
V-2785	Slim Interlock	0.533
V-2786	Reinforcement Interlock	1.038



Window Height
Max.
2440mm
Up to 8ft

Sash
Height 65mm
Width 29mm

Corner Opening
• Possible

- Interlocking**
- Slim Interlock 18mm
 - Slim Interlock 22mm
 - Slim Interlock 28mm
 - Without Slim Interlock 71mm

- Track Option**
- 2 Track
 - 3 Track
 - 4 Track

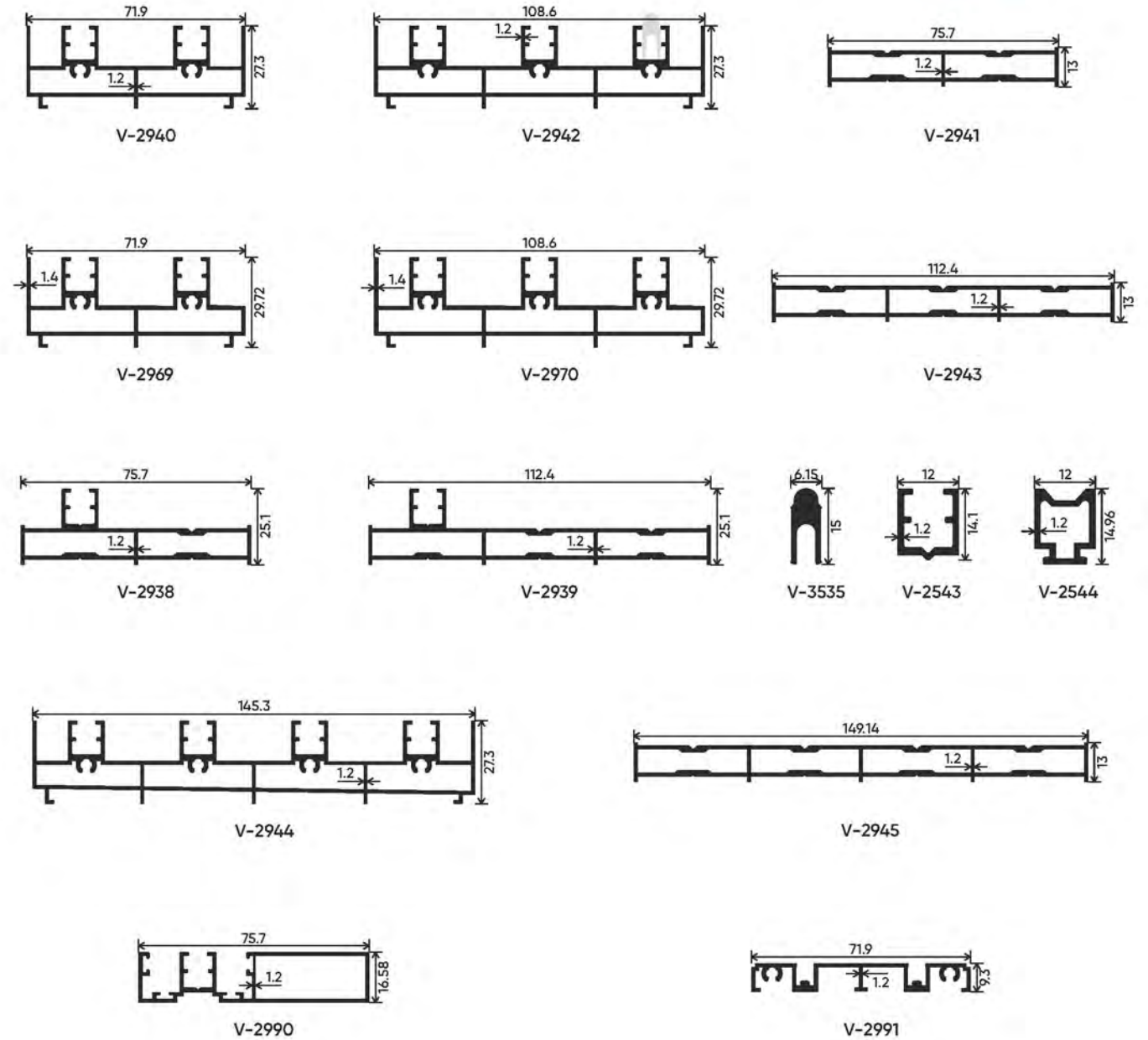
- Track Depth**
- 2 Track Top/Bottom 27.3mm/71.9mm
 - 2 Track Vertical 13mm/76mm
 - 3 Track Top/Bottom 27.3mm/109mm
 - 3 Track Vertical 13mm/114mm
 - 4 Track Top/Bottom 27.3mm/145.3mm
 - 4 Track Vertical 13mm/149mm

- Glass Range**
- Single Glass Sash 5 to 8mm
 - Laminated Glass Sash 11 to 15mm
 - Double Glass Sash Upto 22mm

- Corner Joint**
- Track Joint 90 Degree
 - Sash Joint 45 / 90 Degree
 - Slim Interlock 90 Degree

- Roller**
- Fix Single Roller
 - Fix Double Roller
 - Adjustable Double Roller

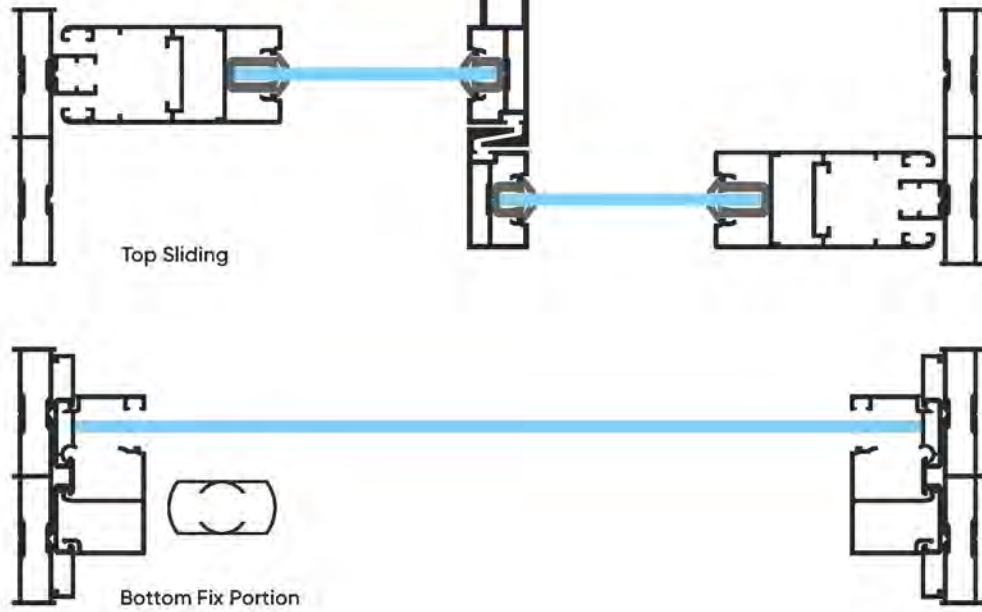
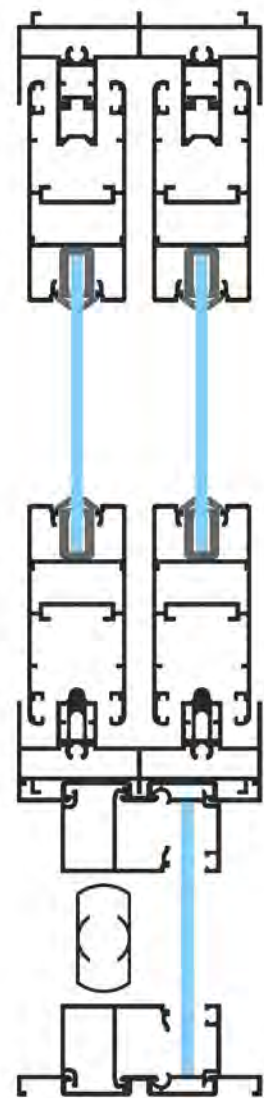
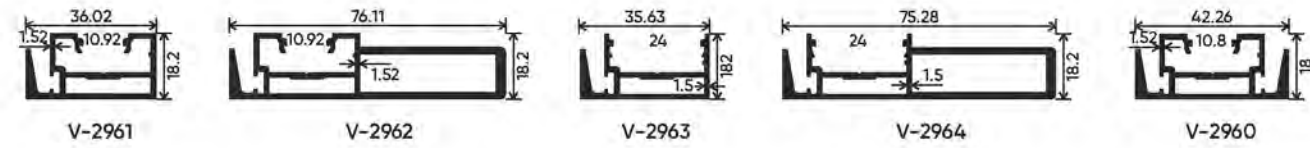
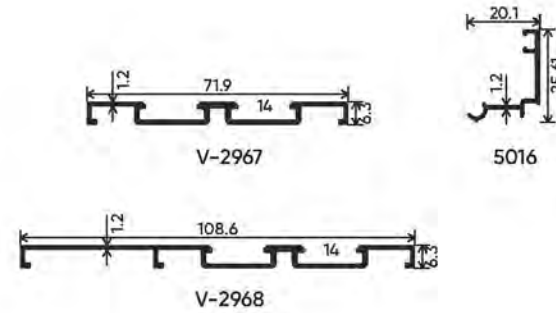
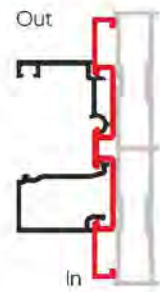
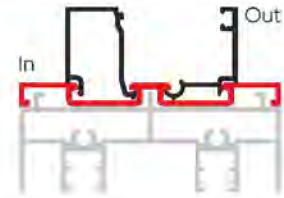
- Locking Options**
- Single Point & Multipoint



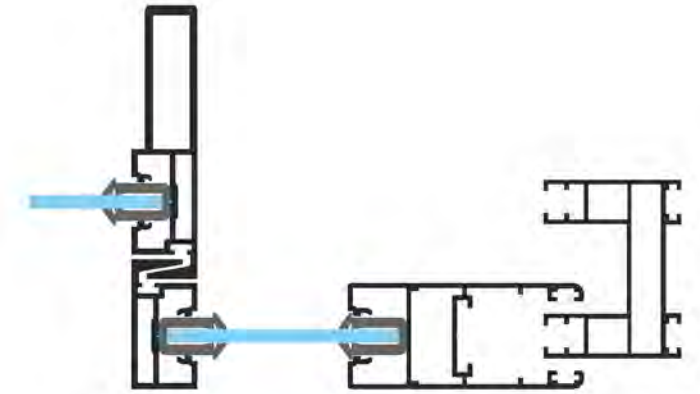
Section No.	Section Name	Weight (kg/mt)
V-2940	2 Track Top/Bottom	1.020
V-2942	3 Track Top/Bottom	1.470
V-2941	2 Track Vertical	0.700
V-2969	2 Track Top/Bottom	1.010
V-2970	3 Track Top/Bottom	1.462
V-2943	3 Track Vertical	0.985
V-2938	2 Track Vertical	0.840
V-2939	3 Track Vertical	1.106

Section No.	Section Name	Weight (kg/mt)
V-2944	4 Track Top/Bottom	1.844
V-2945	4 Track Vertical	1.310
V-3535	Track Rail Cap	0.163
V-2543	Locking Adapter	0.145
V-2544	Top Track Guide	0.180
V-2990	2 Track Vertical	0.676
V-2991	2 Track Bottom	0.593

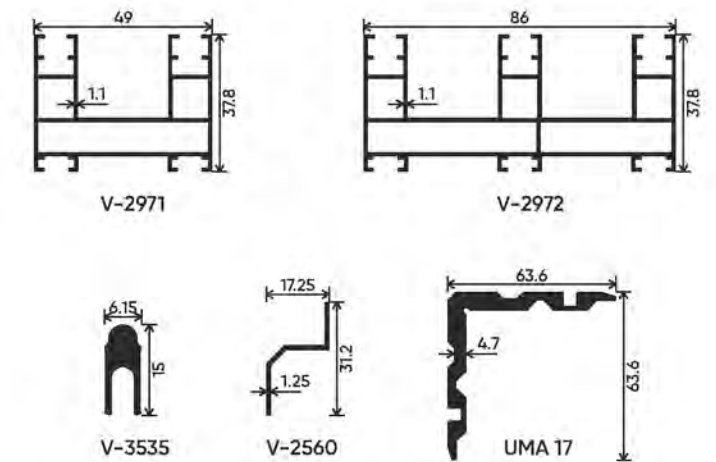
Slim Combination Option



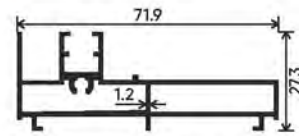

Section No.	Section Name	Weight (kg/mt)
V-2967	Two Track Combination	0.415
V-2968	Three Track Combination	0.566
V-5016	Outside Clip	0.196
V-2961	Slim Interlock SGU	0.574
V-2962	Reinforcement Interlock SGU	1.061
V-2963	Slim Interlock DGU	0.481
V-2964	Reinforcement Interlock DGU	0.970
V-2960	Double Slim Interlock	0.601



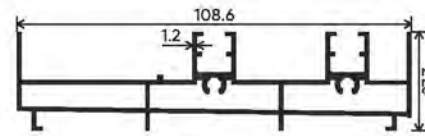
TRACK OPTIONS



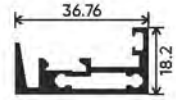
Section No.	Section Name	Weight (kg/mt)
V-2971	2 Track	0.779
V-2972	3 Track	1.366
V-3535	Track Rail Cap	0.163
UMA 17	Corner Joint Angle	1.688
V-2560	Rain Cover	0.158



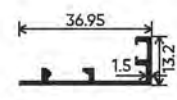
Mono-01



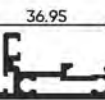
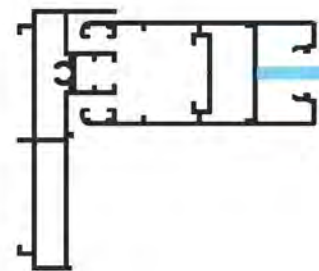
Mono-11



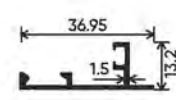
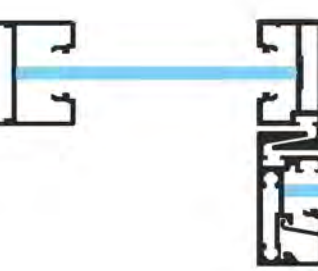
Mono-12



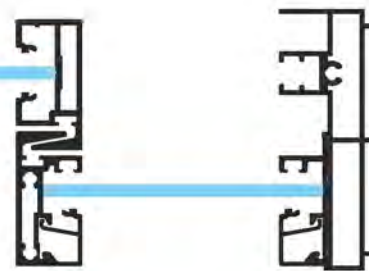
Mono-13



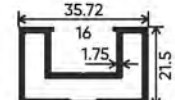
Mono-02



Mono-03



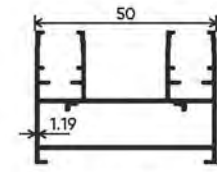
Mono-04



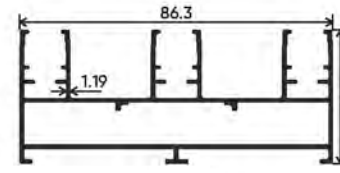
10057

Section No.	Section Name	Weight (kg/mt)
Mono-01	2 Track Top Bottom	0.820
Mono-11	3 Track Top Bottom	1.110
Mono-12	Slim Interlock	0.555
Mono-13	Mono Adapter	0.235

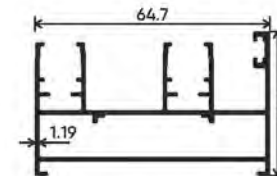
Section No.	Section Name	Weight (kg/mt)
Mono-02	Slim Interlock	0.514
Mono-03	Mono Adapter	0.230
Mono-04	Interlock Clip	0.122
10057	Railing Adapter	0.615



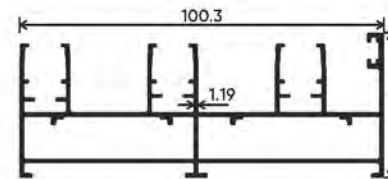
V-2951



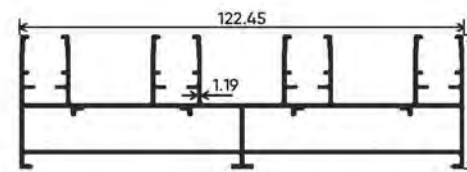
V-2953



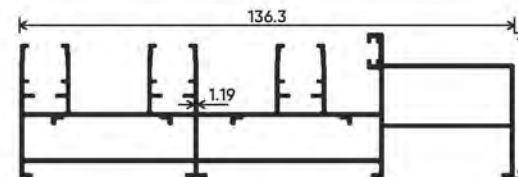
V-2952



V-2954



V-2955



V-2956

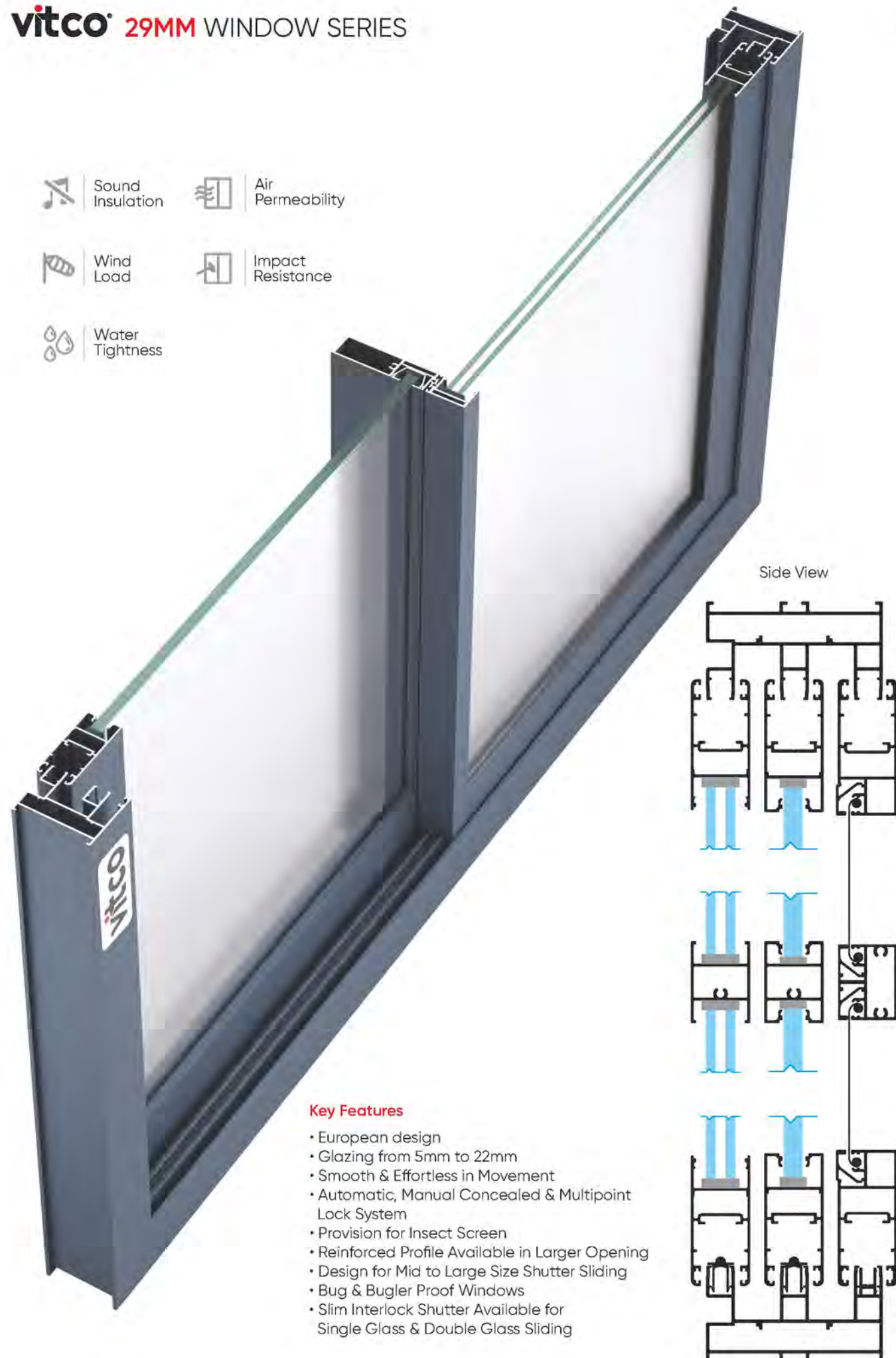
Section No.	Section Name	Weight (kg/mt)
V-2951	Two Track Basic Type	0.765
V-2953	Three Track Basic Type	1.174
V-2952	Two Track Premium Type	0.902
V-2954	Three Track Premium Type	1.480
V-2955	Four Track Basic Type	1.640
V-2956	Three Track With Grill	1.775



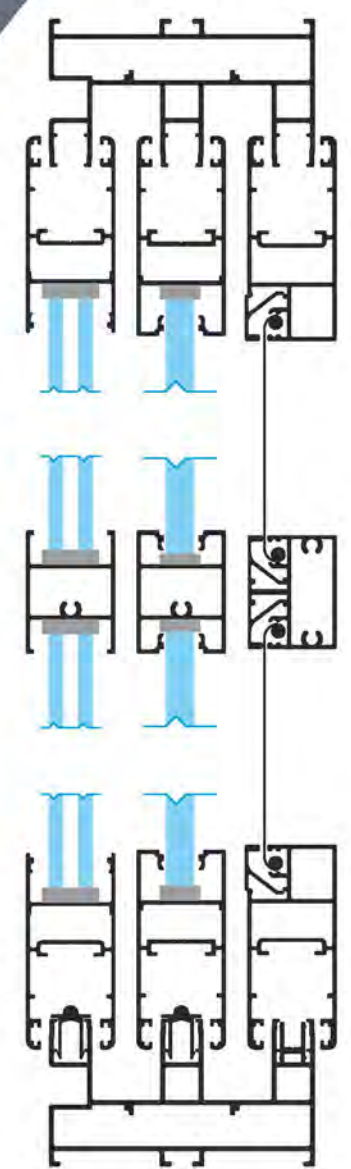
Track Depth

- 2 Track Basic 37mm/50mm
- 2 Track Premium 65mm/39mm
- 3 Track Basic 36mm/86mm
- 3 Track Premium 37mm/100mm
- 3 Track with grill 37mm/137mm
- 4 Track Basic 36mm/123mm

-  Sound Insulation
-  Air Permeability
-  Wind Load
-  Impact Resistance
-  Water Tightness



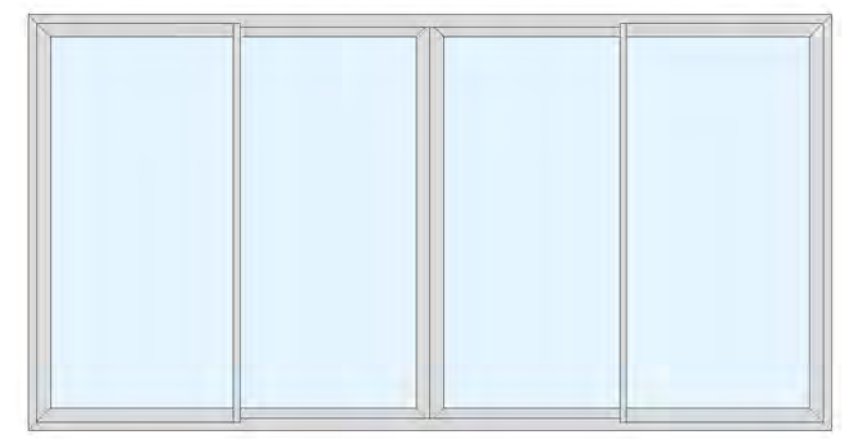
Side View



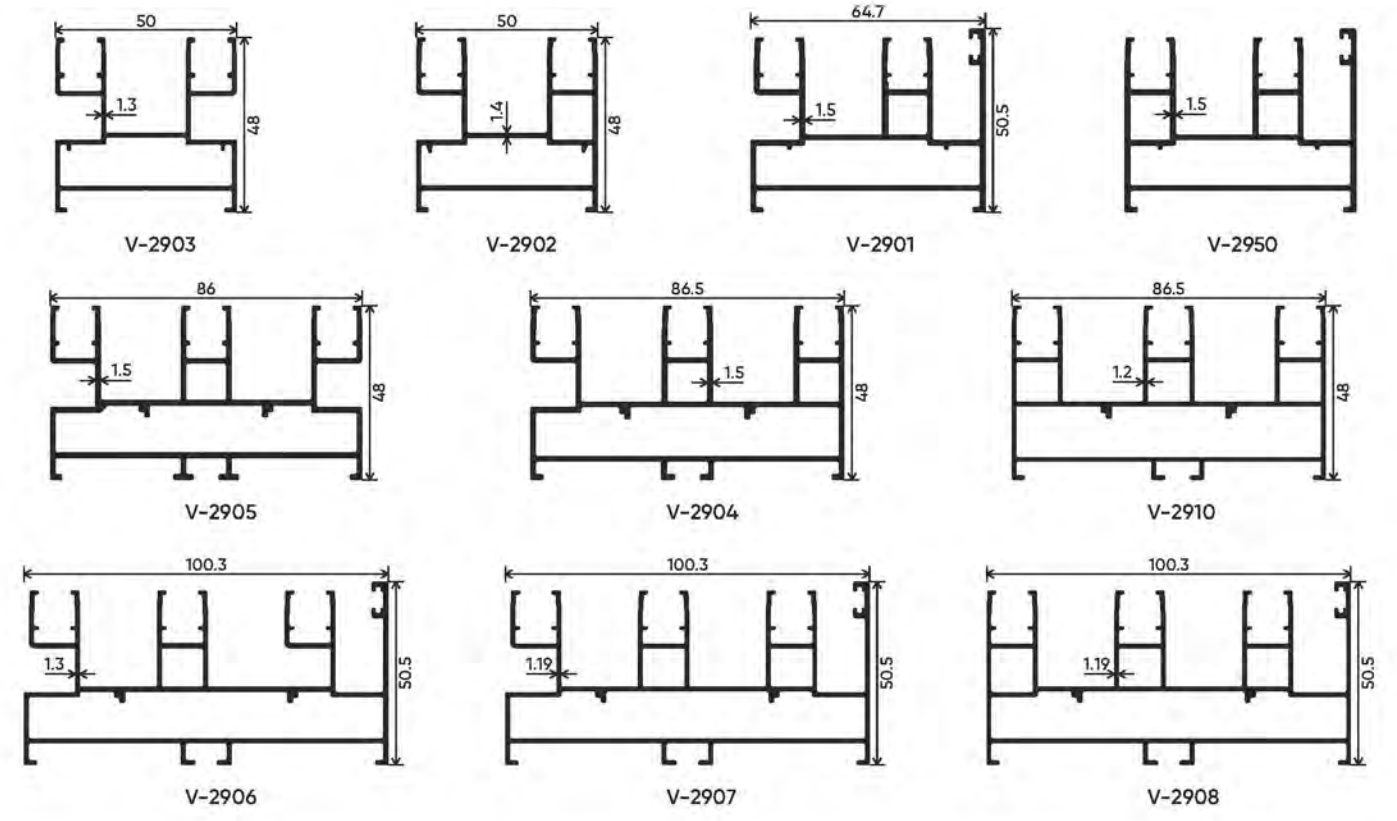
Key Features

- European design
- Glazing from 5mm to 22mm
- Smooth & Effortless in Movement
- Automatic, Manual Concealed & Multipoint Lock System
- Provision for Insect Screen
- Reinforced Profile Available in Larger Opening
- Design for Mid to Large Size Shutter Sliding
- Bug & Bugler Proof Windows
- Slim Interlock Shutter Available for Single Glass & Double Glass Sliding

29mm Two Track Four Shutter Assembly (Center Opening)

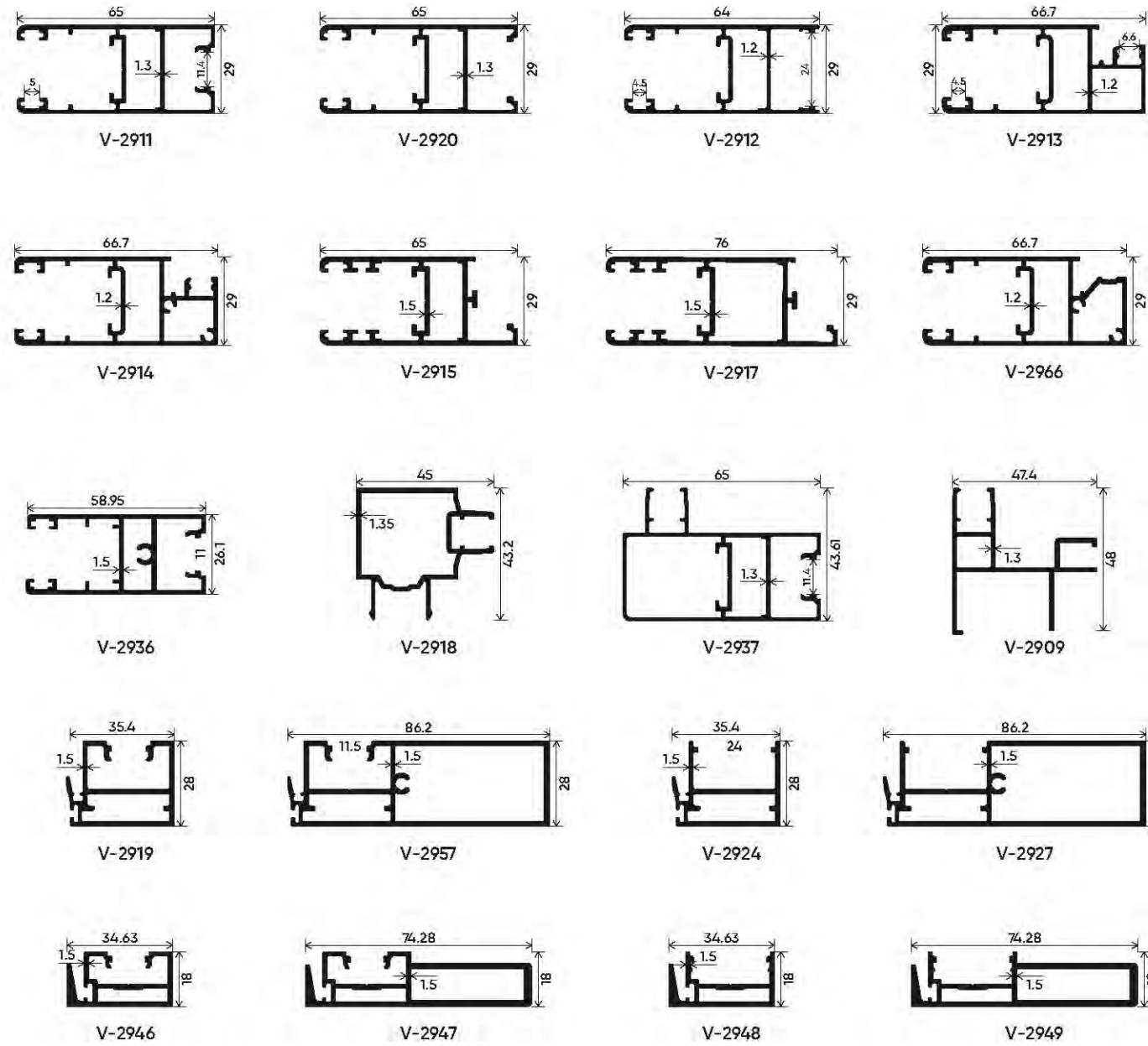


TRACK OPTIONS



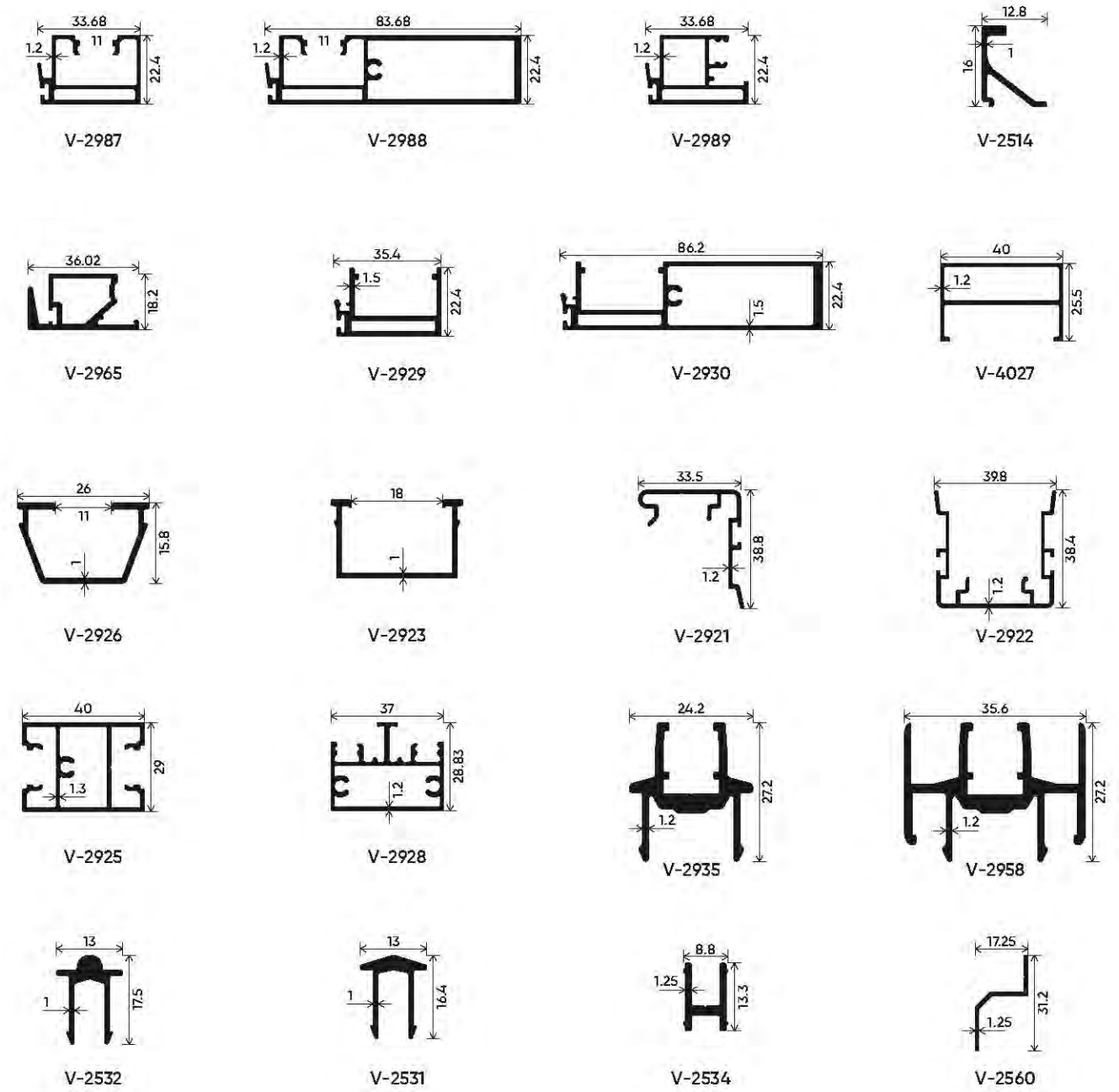
Section No.	Section Name	Weight (kg/mt)
V-2903	Two Track Basic Type	0.902
V-2902	Two Track Basic Type	1.011
V-2901	Two Track Premium Type	1.176
V-2950	Two Track Premium Type	1.230
V2905	Three Track Basic Type	1.655

Section No.	Section Name	Weight (kg/mt)
V-2904	Three Track Basic Type	1.721
V-2910	Three Track Basic Type	1.366
V-2906	Three Track Premium Type	1.858
V-2907	Three Track Premium Type	1.666
V-2908	Three Track Premium Type	1.531



Section No.	Section Name	Weight (kg/mt)
V-2911	SGU Shutter	0.850
V-2920	Laminated Shutter	0.798
V-2912	DGU Shutter	0.849
V-2913	Mosquito Shutter	0.982
V-2914	Mosquito Shutter	0.986
V-2915	Laminated Shutter Clip	0.962
V-2917	Laminated Shutter Clip	1.200
V-2966	Mosquito Shutter	0.874
V-2936	Top Bottom Shutter	0.792
V-2918	Corner Profile	0.655

Section No.	Section Name	Weight (kg/mt)
V-2937	Corner Profile	0.924
V-2909	Additional Track	0.700
V-2919	Slim Interlock SGU	0.545
V-2957	Reinforcement Interlock SGU	1.148
V-2924	Slim Interlock DGU	0.561
V-2927	Reinforcement Interlock DGU	1.138
V-2946	Slim Interlock SGU	0.547
V-2947	Reinforcement Interlock SGU	1.063
V-2948	Slim Interlock DGU	0.482
V-2949	Reinforcement Interlock DGU	0.976



Section No.	Section Name	Weight (kg/mt)
V-2987	Slim Interlock SGU	0.465
V-2988	Reinforcement Interlock SGU	1.011
V-2989	Mosquito Slim Interlock	0.490
V-2514	Mosquito Shutter Clip	0.104
V-2965	Mosquito Slim Interlock	0.492
V-2929	Slim Interlock DGU	0.503
V-2930	Reinforcement Interlock DGU	1.044
V-4027	Grill Frame	0.429
V-2926	Glass Reducer SGU	0.164
V-2923	Glass Reducer Laminater	0.164

Section No.	Section Name	Weight (kg/mt)
V-2921	Universal Interlock	0.361
V-2922	Universal Interlock Double	0.473
V-2925	Glass Middle	0.683
V-2928	Mosquito Middle	0.592
V-2935	Meeting Section	0.410
V-2958	Meeting Section	0.628
V-2532	"U" Type Track Rail Clip	0.169
V-2531	"V" Type Track Rail Clip	0.147
V-2534	"H" Type Adapter	0.122
V-2560	Rain Cover	0.158

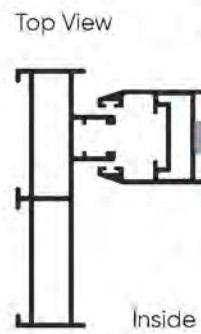
- Sound Insulation
- Wind Load
- Air Permeability
- Impact Resistance
- Water Tightness



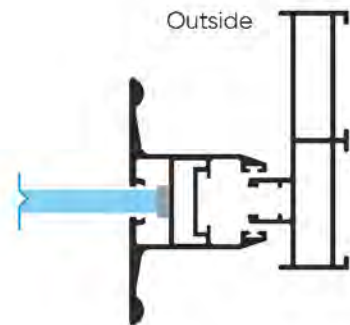
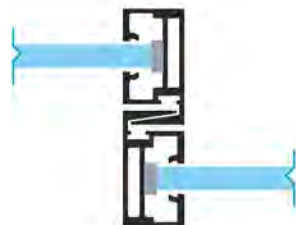
90° Frame Cutting



90° Shutter Cutting



Inside



Outside

Window Height
Max. 3048mm
Up to 10ft

Sash
Height 59/45mm
Width 31mm

Interlocking
• Slim Interlock 20mm
• Slim Interlock 25mm

Glass Range
• Single Glass Sash 5 to 8mm
• Laminated Glass Sash 11 to 15mm
• Double Glass Sash Upto 20mm

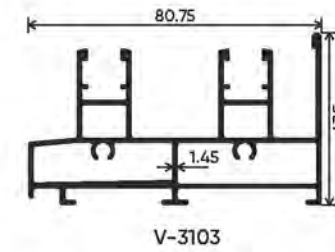
Track Depth
• 2 Track Top/Bottom 48mm/81mm
• 2 Track Vertical 23mm/85mm
• 3 Track Top/Bottom 48mm/121mm
• 3 Track Vertical 23mm/125mm

Corner Joint
• Track Joint 90 Degree
• Sash Joint 90 Degree
• Slim Interlock 90 Degree

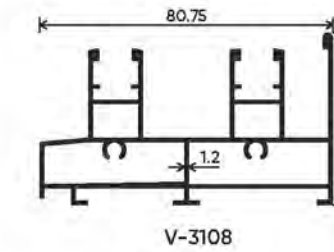
Corner Opening
• Possible

Roller
Fix Single Roller
Fix Double Roller
Adjustable Double Roller

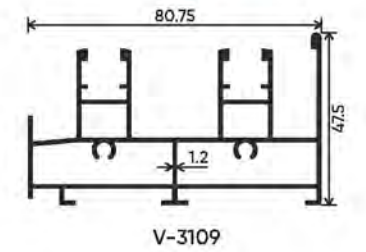
Locking Options
Single Point & Multipoint



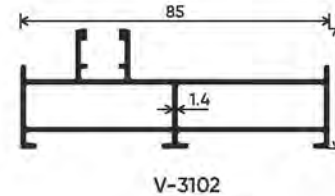
V-3103



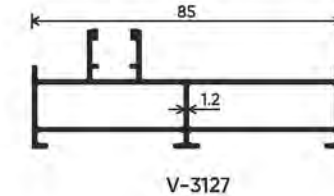
V-3108



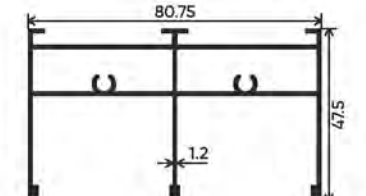
V-3109



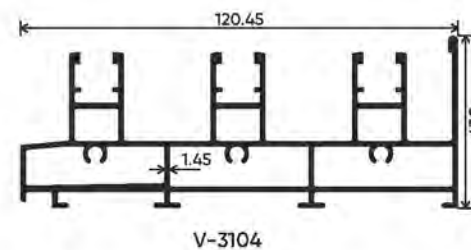
V-3102



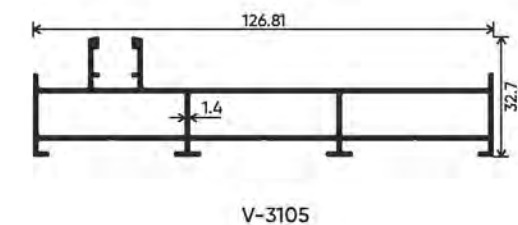
V-3127



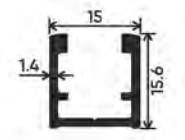
V-3141



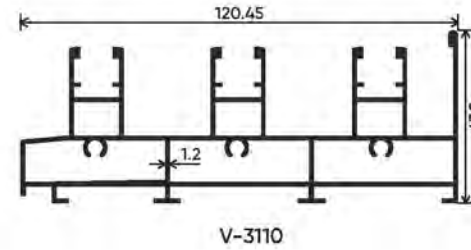
V-3104



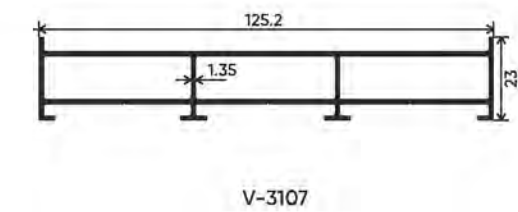
V-3105



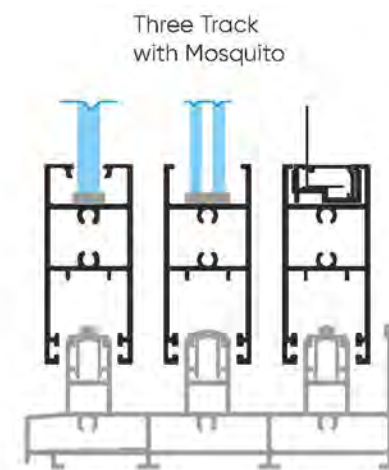
V-3106



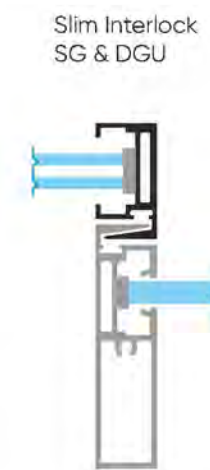
V-3110



V-3107

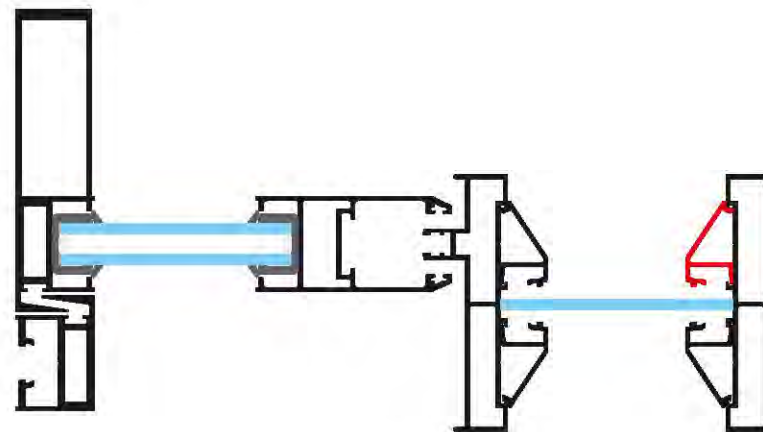
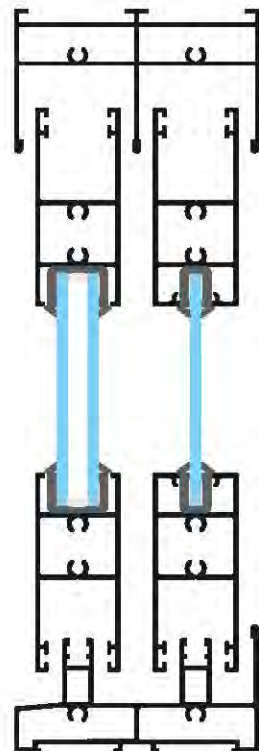
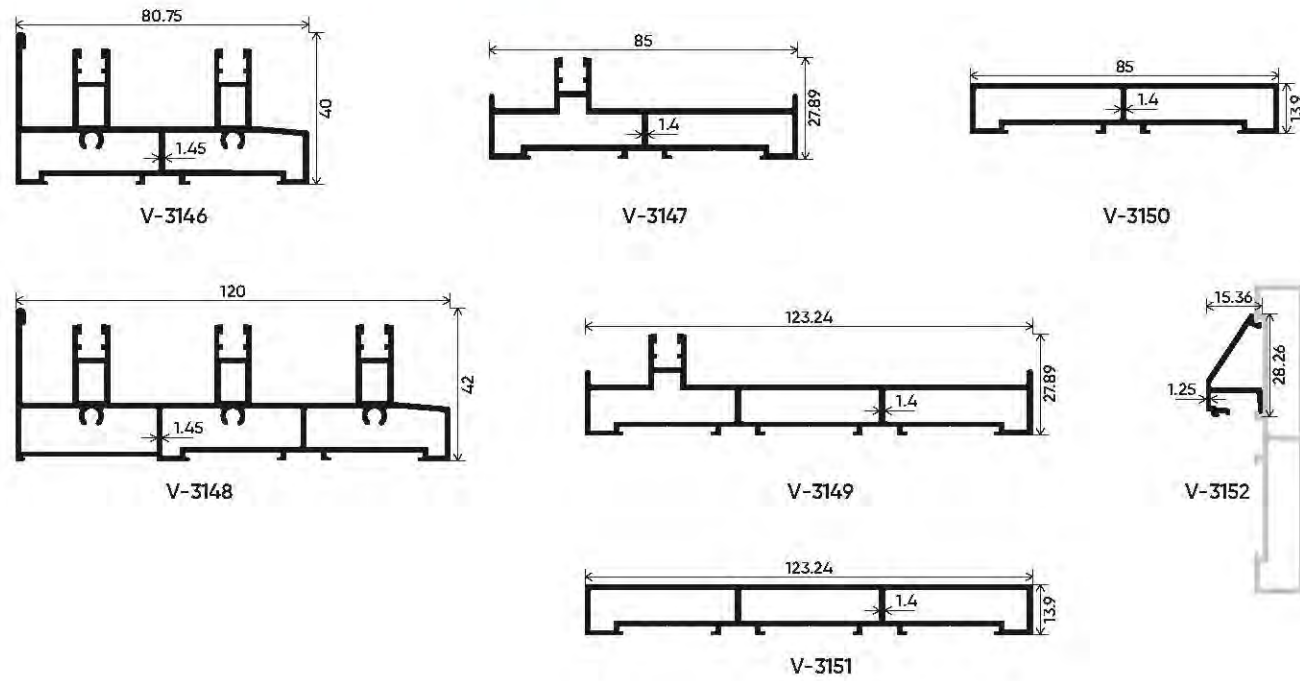


Three Track with Mosquito

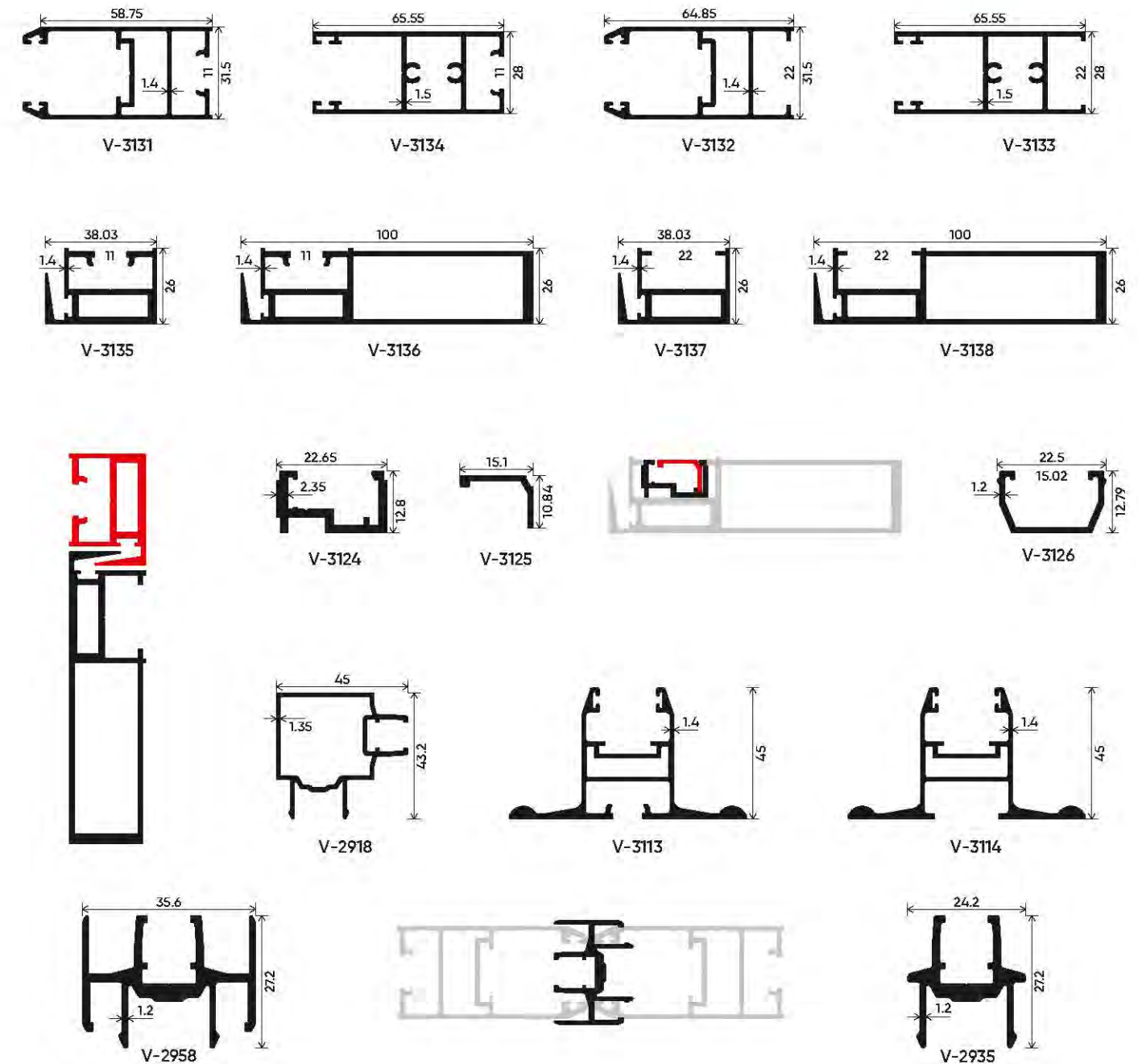


Slim Interlock SG & DGU

Section No.	Section Name	Weight (kg/mt)
V-3103	Two Track Top & Bottom	1.640
V-3108	Two Track Top & Bottom	1.350
V-3109	Two Track Top	1.350
V-3102	Two Track Vertical	1.04
V-3127	Two Track Vertical	0.872
V-3141	Two Track Top	1.110
V-3104	Three Track Top & Bottom	2.267
V-3105	Three Track Vertical	1.756
V-3106	Locking Adapter	0.199
V-3110	Three Track Top & Bottom	2.000
V-3107	Three Track Vertical	1.220

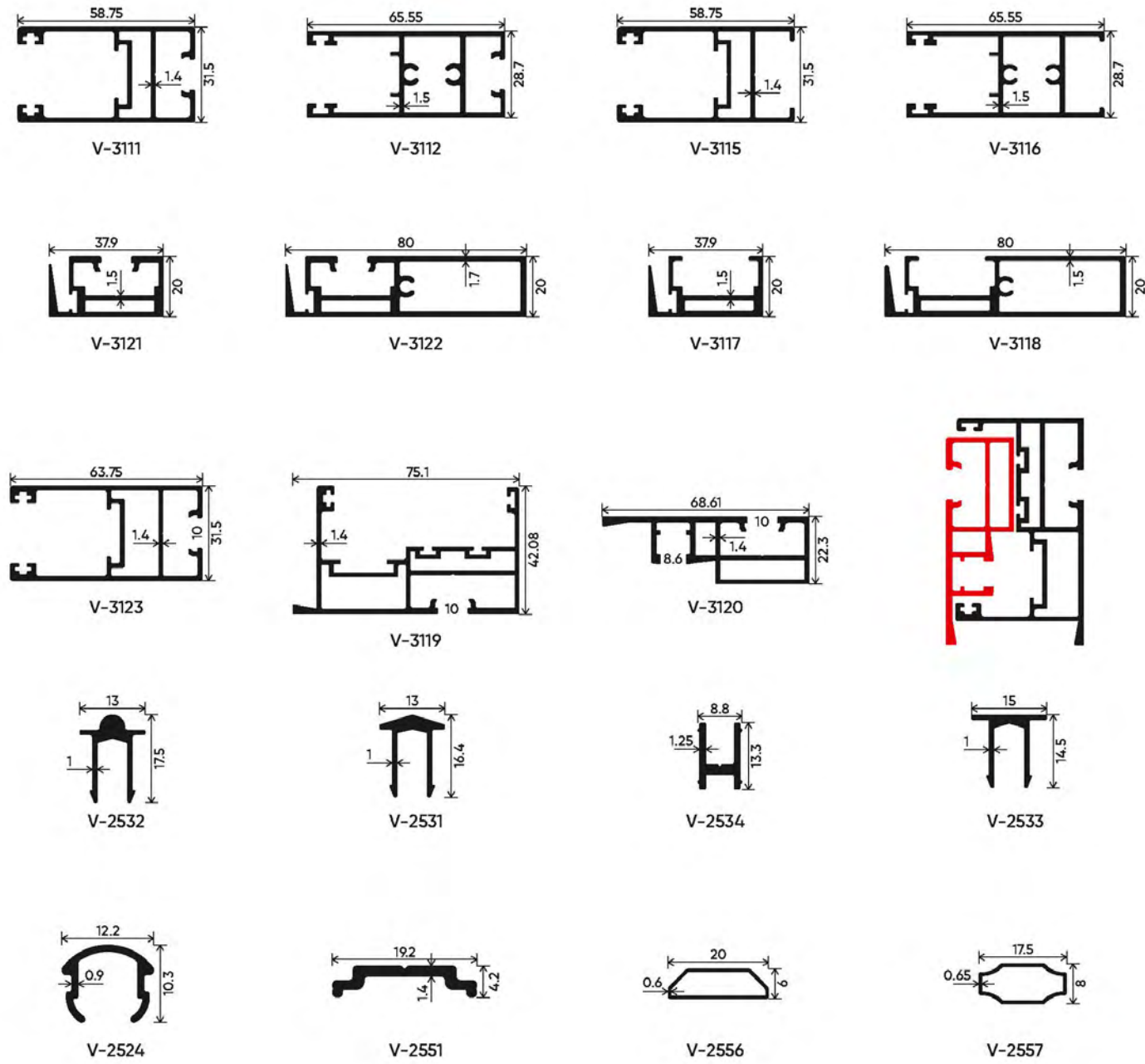


Section No.	Section Name	Weight (kg/mt)
V-3146	Two Track Top & Bottom	1.361
V-3147	Two Track Vertical	0.853
V-3150	Two Track Combination	0.792
V-3152	Combination SGU Clip	0.202
V-3148	Three Track Top & Bottom	1.913
V-3149	Three Track Vertical	1.161
V-3151	Three Track Combination	1.092



Section No.	Section Name	Weight (kg/mt)
V-3131	SGU Handle Profile	0.945
V-3134	SGU Top Bottom Profile	0.948
V-3132	DGU Handle Profile	0.888
V-3133	DGU Top Bottom Profile	0.888
V-3135	Slim Interlock SGU	0.819
V-3136	Reinforcement Interlock SGU	1.600
V-3137	Slim Interlock DGU	0.724
V-3138	Reinforcement Interlock DGU	1.500

Section No.	Section Name	Weight (kg/mt)
V-3125	Mosquito Adapter	0.082
V-3124	Mosquito Adapter Clip	0.246
V-3126	Laminated Reducer Clip	0.137
V-2918	Corner Profile	0.655
V-3113	SGU Handle Profile	1.168
V-3114	DGU Handle Profile	1.100
V-2958	Meeting Section	0.628
V-2935	Meeting Section	0.410



Section No.	Section Name	Weight (kg/mt)
V-3111	SGU Handle Profile	0.942
V-3112	SGU Top Bottom Profile	1.079
V-3115	DGU Handle Profile	0.942
V-3116	DGU Top Bottom Profile	1.079
V-3121	Slim Interlock SGU	0.683
V-3122	Reinforcement Interlock SGU	1.202
V-3117	Slim Interlock DGU	0.683
V-3118	Reinforcement Interlock DGU	1.202
V-3123	SGU Handle Profile	0.929
V-3119	Meeting Section	1.308

Section No.	Section Name	Weight (kg/mt)
V-3120	Meeting Section	0.877
V-2532	"U" Type Track Rail Clip	0.169
V-2531	"V" Type Track Rail Clip	0.147
V-2534	"H" Type Adapter	0.122
V-2533	Track Cover Cap	0.142
V-2524	Mosquito Screen Fitting Clip	0.083
V-2551	Locking Rod	0.090
V-2556	Georgian Bar SGU	0.071
V-2557	Georgian Bar DGU	0.082



-  Sound Insulation
-  Wind Load
-  Air Permeability
-  Impact Resistance
-  Water Tightness



Window Height
Max. **3048mm**
Up to 10ft

Sash
Height **51/65mm**
Width **32mm**

Interlocking
• Slim Interlock 25mm

Glass Range
• Single Glass Sash 5 to 8mm
• Laminated Glass Sash 11 to 15mm
• Double Glass Sash Up to 24mm

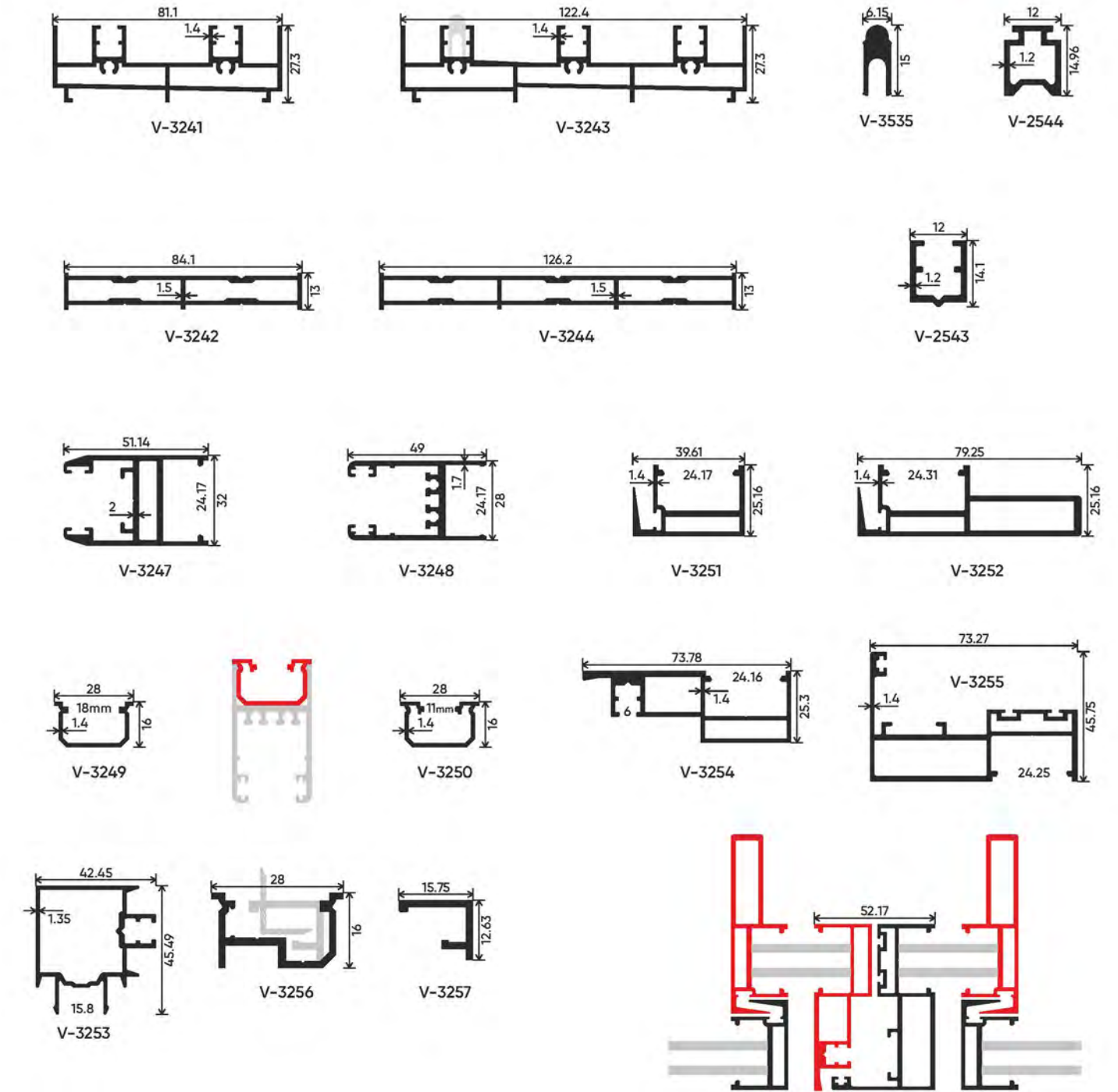
Track Depth
• 2 Track Top/Bottom 27mm/81mm
• 2 Track Vertical 13mm/84mm
• 3 Track Top/Bottom 27mm/122mm
• 3 Track Vertical 13mm/126mm

Corner Joint
• Track Joint 90 Degree
• Sash Joint 90 Degree
• Slim Interlock 90 Degree

Corner Opening
• Possible





Roller
Fix Single Roller
Fix Double Roller
Adjustable Double Roller

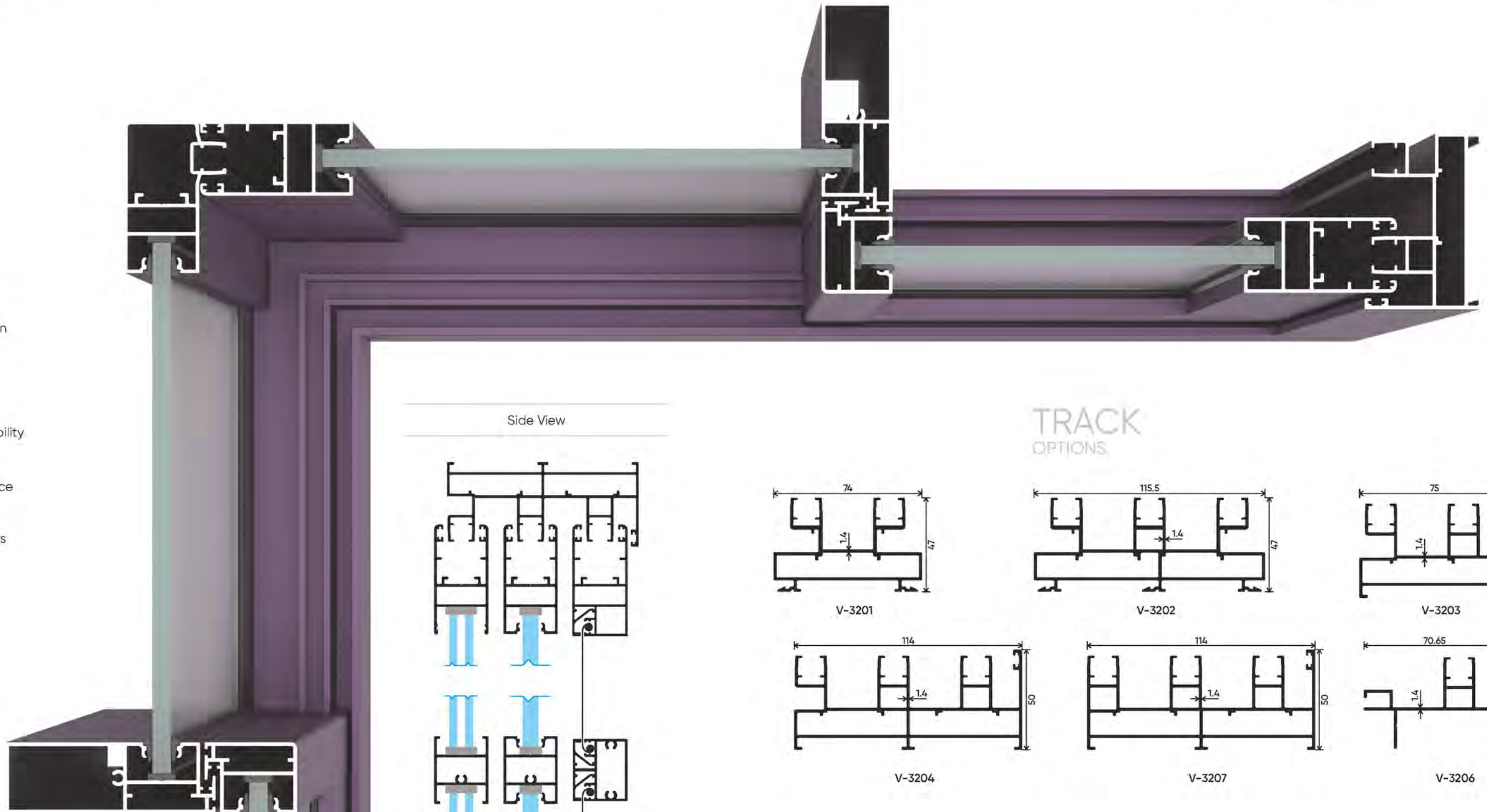
Locking Options
Single Point & Multipoint



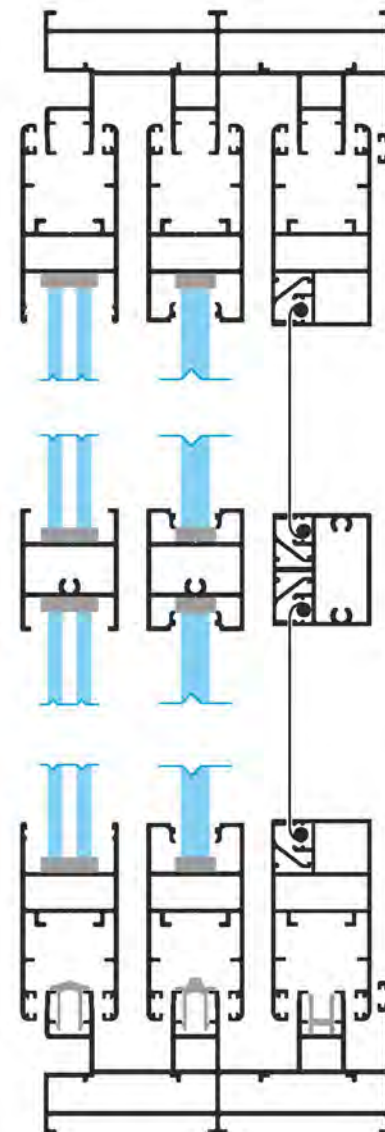
Section No.	Section Name	Weight (kg/mt)
V-3241	2 Track Top/Bottom	1.300
V-3243	3 Track Top/Bottom	1.750
V-3242	2 Track Vertical	0.850
V-3244	3 Track Vertical	1.250
V-3535	Track Rail Cap	0.150
V-2544	Top Track Guide	0.179
V-2543	Locking Adapter	0.150
V-3247	DGU Handle Profile	0.950
V-3248	DGU Top Bottom Profile	0.760

Section No.	Section Name	Weight (kg/mt)
V-3251	Slim Interlock DGU	0.650
V-3252	Reinforcement Interlock DGU	1.148
V-3249	Laminated Reducer Clip	0.221
V-3250	SGU Reducer Clip	0.265
V-3254	Meeting Section	0.963
V-3255	Meeting Section	1.229
V-3253	Corner Profile	0.719
V-3256	Mosquito Adapter	0.259
V-3257	Mosquito Adapter Clip	0.082

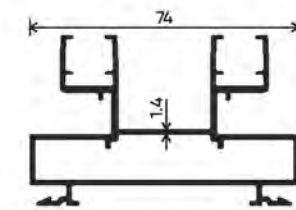
-  Sound Insulation
-  Wind Load
-  Air Permeability
-  Impact Resistance
-  Water Tightness



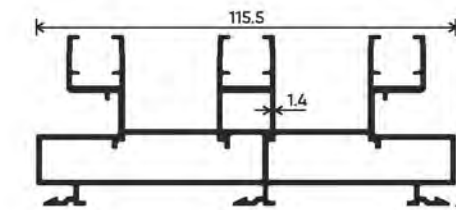
Side View



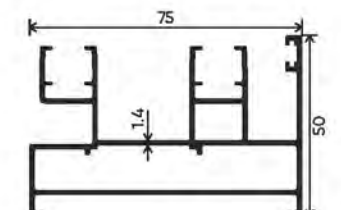
TRACK
OPTIONS



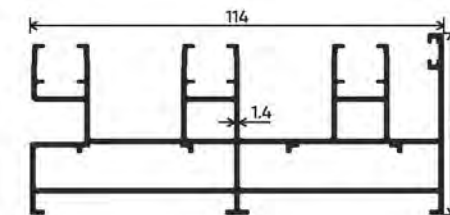
V-3201



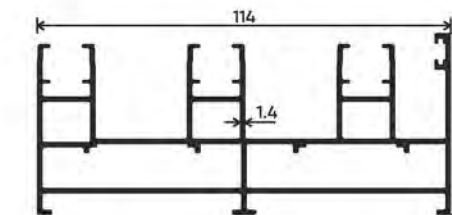
V-3202



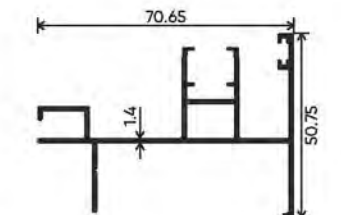
V-3203



V-3204

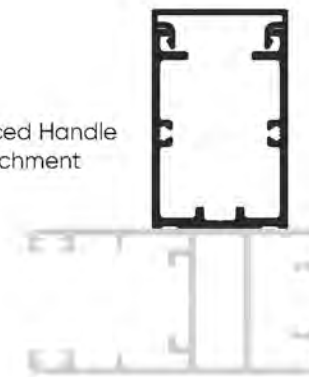


V-3207



V-3206

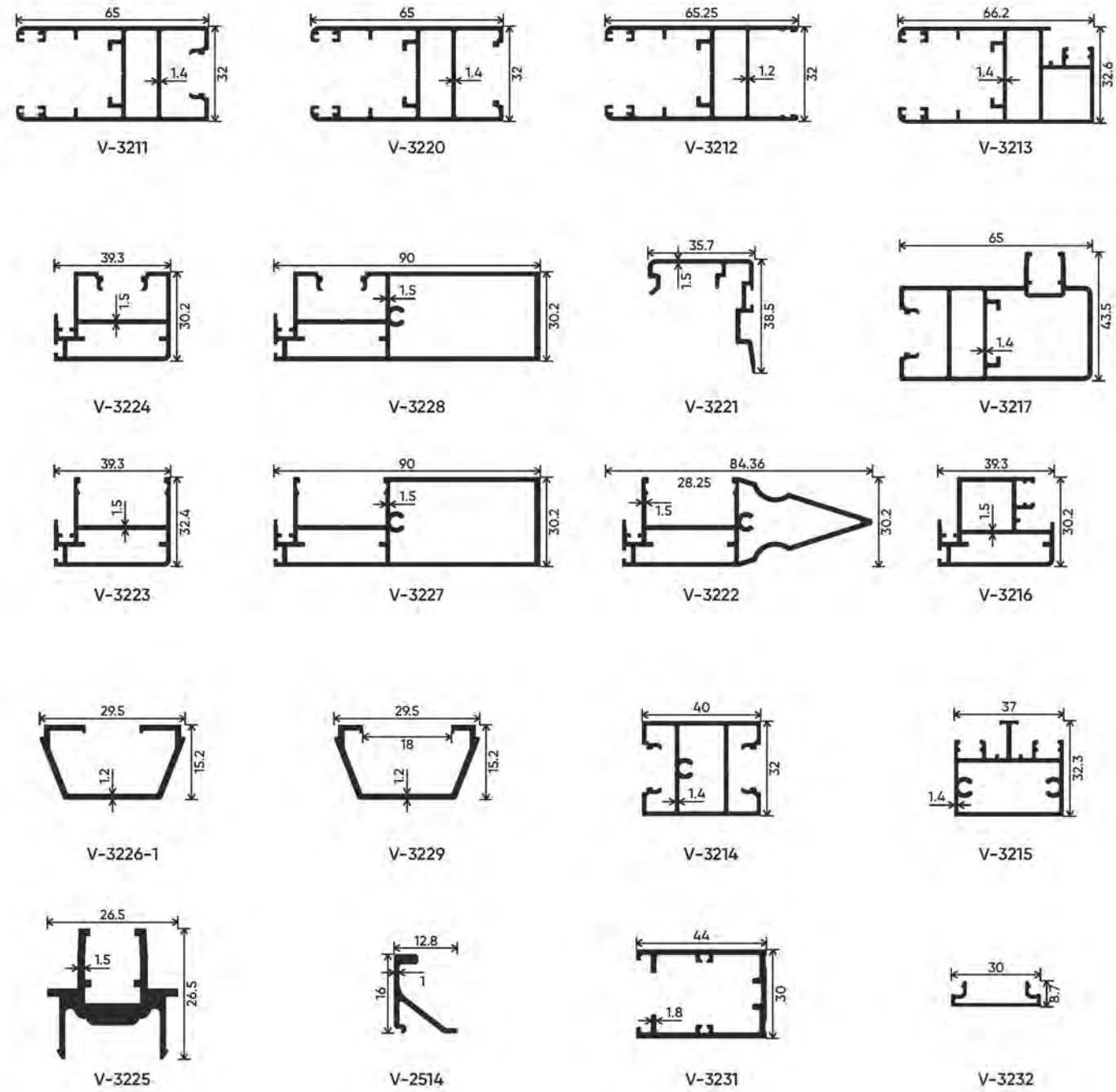
Reinforced Handle Attachment



Key Features

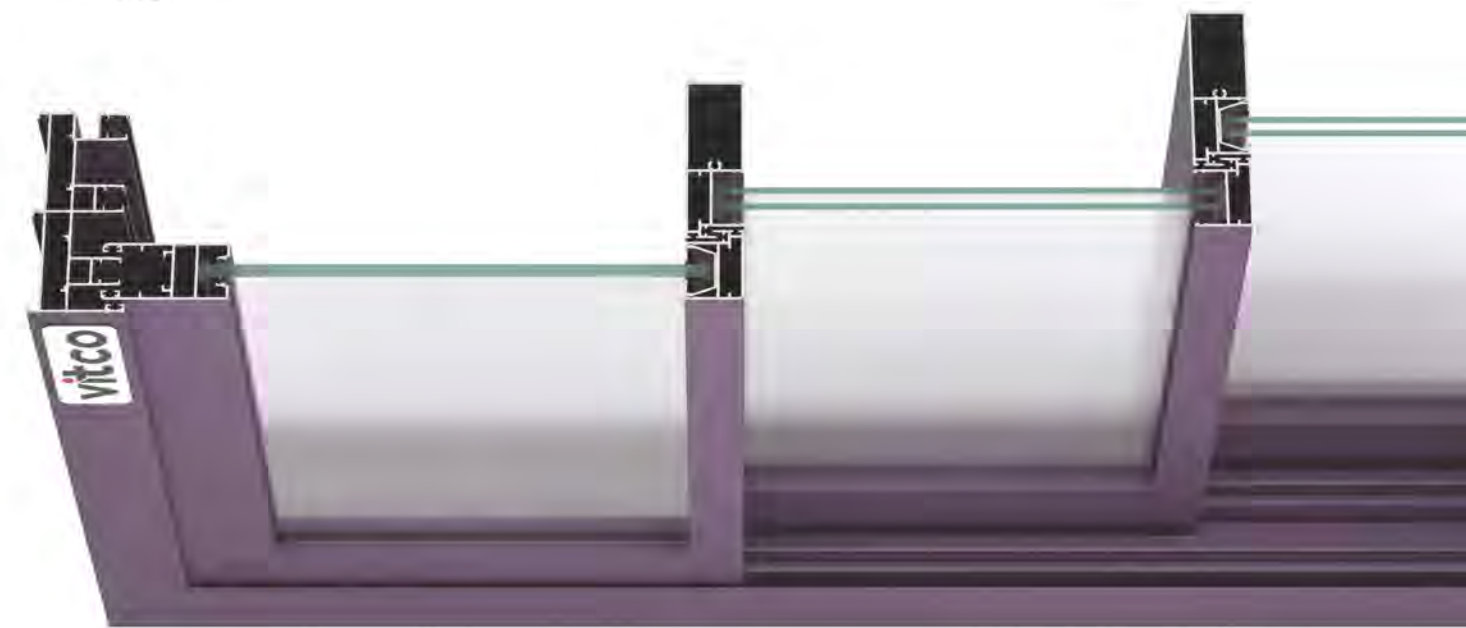
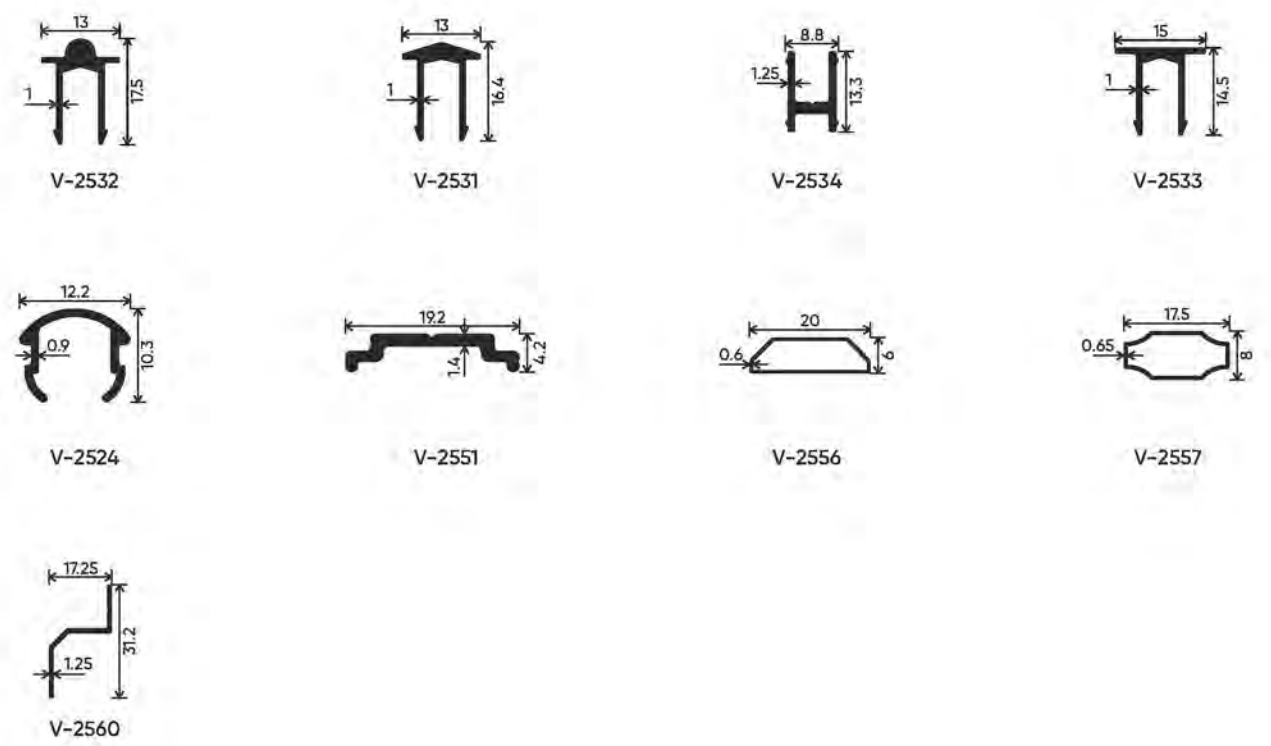
- European design
- Glazing from 5mm to 24mm
- Smooth & Effortless in Movement
- Automatic, Manual Concealed & Multipoint Lock System
- Provision for Insect Screen
- Reinforced Profile Available in Larger Opening
- Design for Mid to Large Size Shutter Sliding
- Bug & Bugler Proof Windows
- Slim Interlock Shutter Available for Single Glass & Double Glass Sliding

Section No.	Section Name	Weight (kg/mt)
V-3201	Two Track Basic Type	1.444
V-3202	Three Track Basic Type	2.206
V-3203	Two Track Premium Type	1.409
V-3204	Three Track Premium Type	2.099
V-3207	Three Track Premium Type	2.100
V-3206	Additional Track	0.689



Section No.	Section Name	Weight (kg/mt)
V-3211	SGU Shutter	0.950
V-3220	Laminated Shutter	0.910
V-3212	DGU Shutter	0.947
V-3213	Mosquito Shutter	0.894
V-3224	Slim Interlock SGU	0.692
V-3228	Reinforcement Interlock SGU	1.292
V-3221	Universal Interlock	0.561
V-3217	Corner Profile	1.095
V-3223	Slim Interlock DGU	0.596
V-3227	Reinforcement Interlock DGU	1.206

Section No.	Section Name	Weight (kg/mt)
V-3222	Reinforcement Interlock DGU	1.033
V-3216	Mosquito Slim Interlock Shutter	0.727
V-3226-1	Reducer Clip SGU	0.225
V-3229	Reducer Clip Laminated	0.195
V-3214	Glass Middle	0.749
V-3215	Mosquito Middle	0.670
V-3225	Meeting Section	0.464
V-2514	Mosquito Shutter Clip	0.144
V-3231	Additional Reinforcement	0.719
V-3232	Reinforcement Cover	0.169



Section No.	Section Name	Weight (kg/mt)
V-2532	U" Type Track Rail Clip	0.169
V-2531	"V" Type Track Rail Clip	0.147
V-2534	"H" Type Adapter	0.122
V-2533	Track Cover Cap	0.142
V-2524	Mosquito Screen Fitting Clip	0.083

Section No.	Section Name	Weight (kg/mt)
V-2551	Locking Rod	0.090
V-2556	Georgian Bar SGU	0.071
V-2557	Georgian Bar DGU	0.082
V-2560	Rain Cover	0.158



- Sound Insulation
- Wind Load
- Air Permeability
- Impact Resistance
- Water Tightness

Window Height
 Max. 3048mm
 Up to 10ft
 Max. 4880mm
 Up to 16ft

Sash
 Height 59mm
 Width 35mm

Interlocking

- Slim Interlock 27mm
- Double Interlock

Glass Range

- Single Glass Sash 6 to 13.5mm
- Laminated Glass Sash 12 to 14mm
- Double Glass Sash Upto 24mm

Track Depth

- 2 Track Top/Bottom 31mm/95mm
- 2 Track Vertical 23mm/100mm
- 3 Track Top/Bottom 31mm/145mm
- 3 Track Vertical 25mm/150mm

Corner Joint

- Track Joint 90 Degree
- Sash Joint 90 Degree
- Slim Interlock 90 Degree

Corner Opening

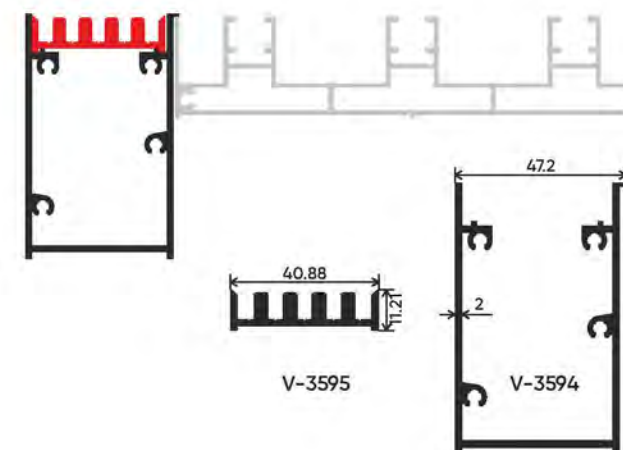
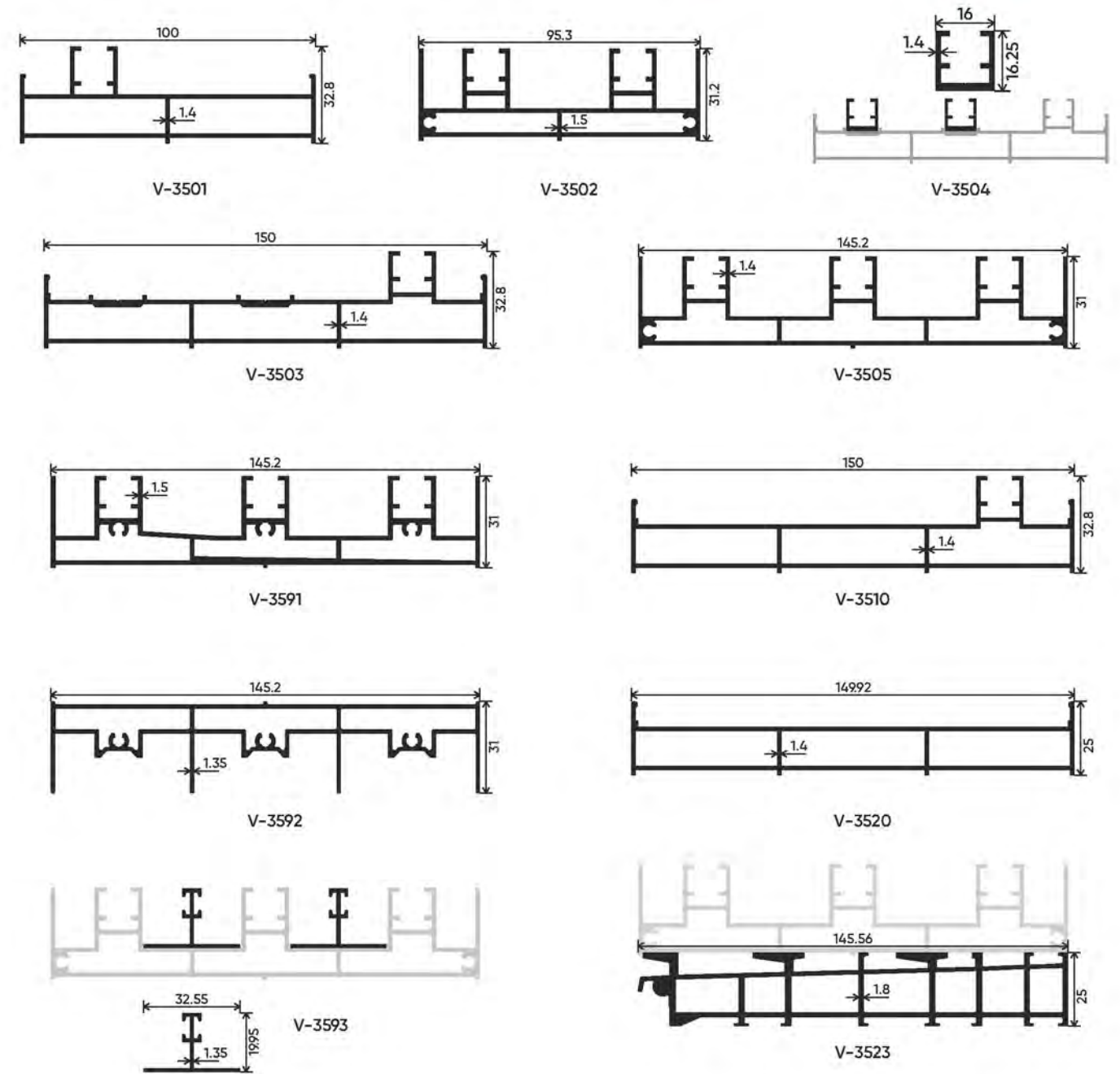
- Possible

Roller

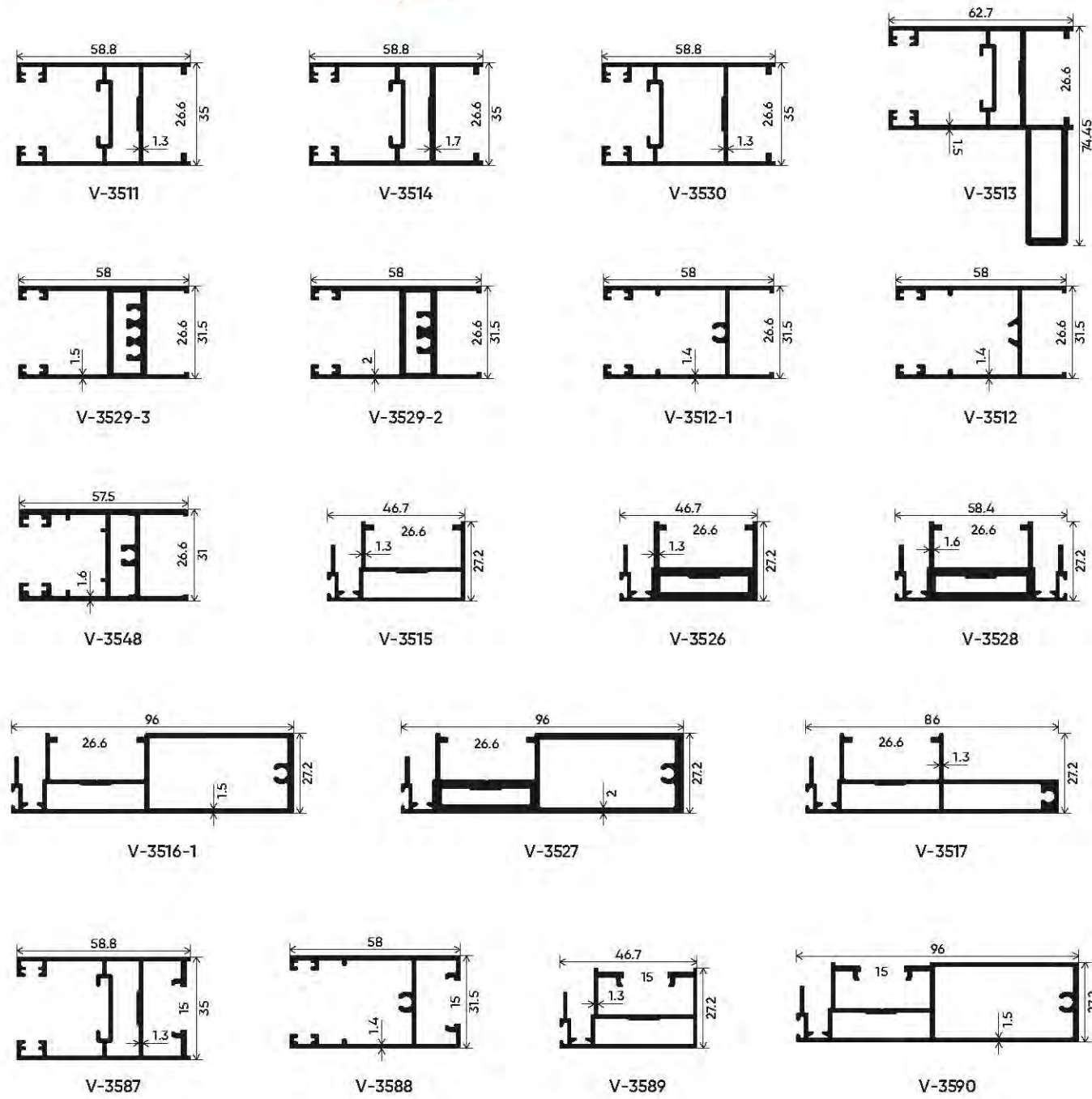
- Fix Single Roller
- Fix Double Roller
- Adjustable Double Roller

Locking Options

- Single Point & Multipoint

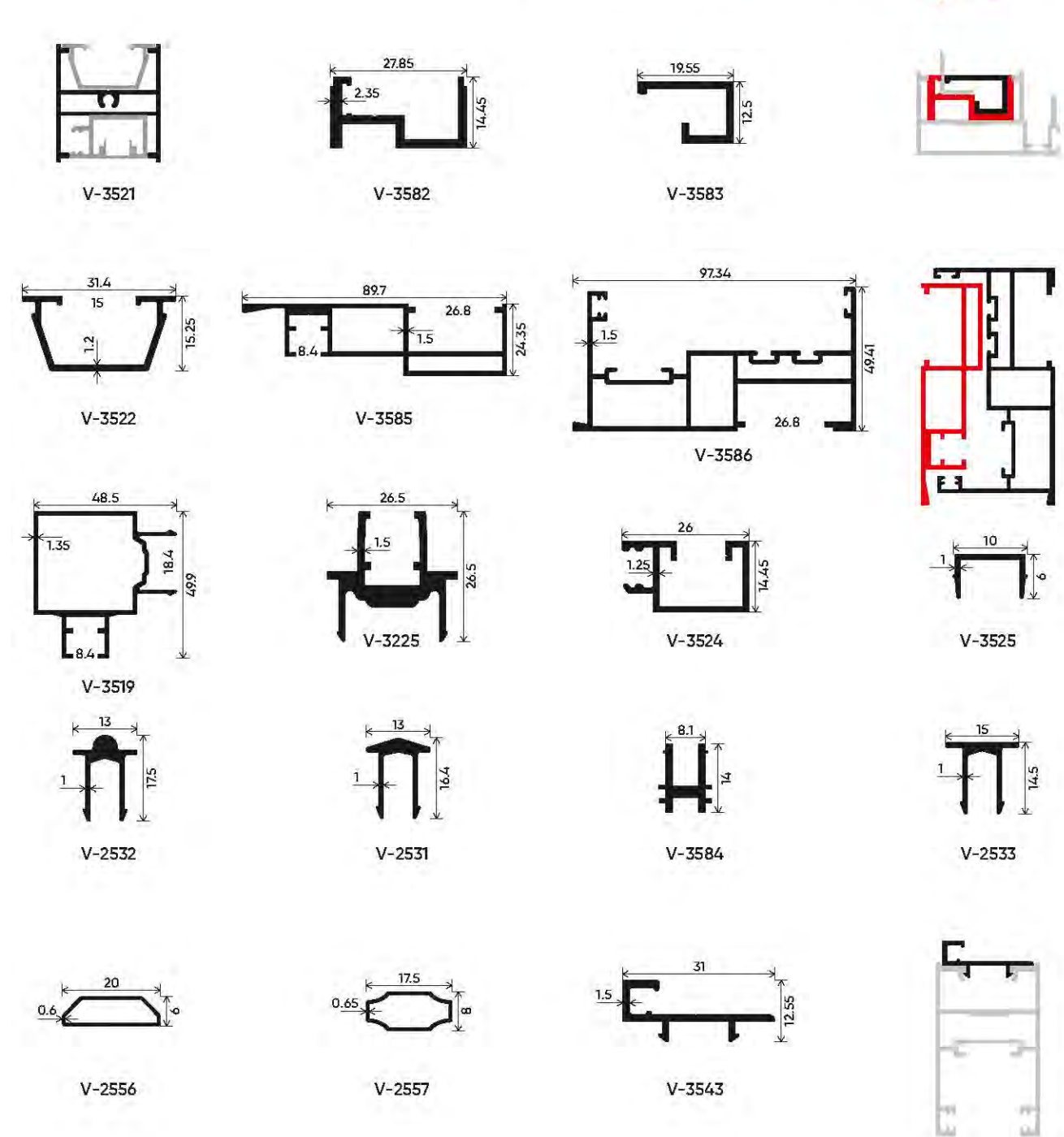


Section No.	Section Name	Weight (kg/mt)
V-3501	Two Track Vertical	1.134
V-3502	Two Track Top & Bottom	1.544
V-3504	Locking Adapter	0.245
V-3503	Three Track Vertical	1.566
V-3505	Three Track Top & Bottom	2.073
V-3591	Three Track Top & Bottom	2.328
V-3510	Three Track Vertical	1.566
V-3592	Three Track Top	1.566
V-3520	Three Track Vertical	1.404
V-3593	Bottom Track Cover	0.224
V-3523	Water Drainage Track	2.049
V-3594	Invisible Drainage	1.336
V-3595	Drainage Cover	0.620




Section No.	Section Name	Weight (kg/mt)
V-3511	DGU Handle Profile	0.891
V-3514	DGU Handle Profile	0.930
V-3530	DGU Handle Profile	0.891
V-3513	Reinforcement Handle Profile	1.439
V-3529-3	DGU Top Bottom Profile	1.006
V-3529-2	DGU Top Bottom Profile	1.000
V-3512-1	DGU Top Bottom Profile	0.700
V-3512	DGU Top Bottom Profile	0.683
V-3548	DGU Top Bottom Profile	0.895
V-3515	Slim Interlock DGU	0.643

Section No.	Section Name	Weight (kg/mt)
V-3526	Slim Interlock DGU	0.989
V-3528	Double Side Interlock	1.150
V-3516-1	Reinforcement Interlock DGU	1.179
V-3527	Reinforcement Interlock DGU	1.761
V-3517	Reinforcement Interlock DGU	0.977
V-3587	Laminated Handle Profile	0.918
V-3588	Laminated Top Bottom	0.754
V-3589	Laminated Slim Interlock	0.678
V-3590	Lam. Reinforcement Interlock	1.530



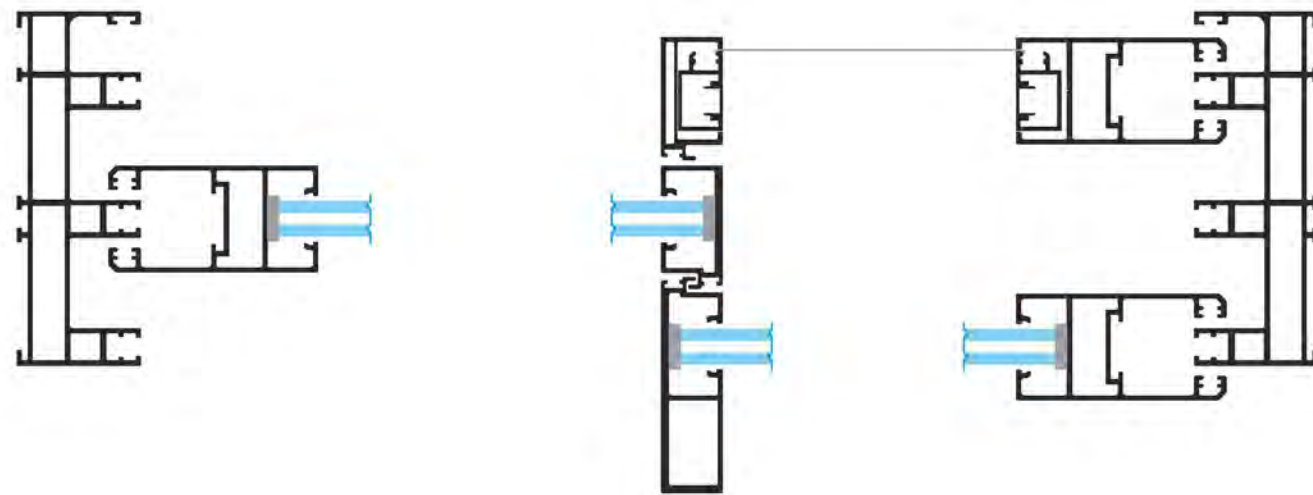
Section No.	Section Name	Weight (kg/mt)
V-3521	Glass Middle	0.610
V-3582	Mosquito Adapter	0.289
V-3583	Mosquito Adapter Clip	0.172
V-3522	Reducer Clip	0.211
V-3585	Meeting Section	1.066
V-3586	Meeting Section	1.601
V-3519	Corner Profile	0.419
V-3225	Meeting Section	0.464
V-3524	Mosquito Adaptor	0.242

Section No.	Section Name	Weight (kg/mt)
V-3525	Screw Cover Cap	0.047
V-2532	U" Type Track Rail Clip	0.169
V-2531	"V" Type Track Rail Clip	0.147
V-3584	"H" Type Adapter	0.122
V-2533	Track Cover Cap	0.142
V-2556	Georgian Bar SGU	0.071
V-2557	Georgian Bar DGU	0.082
V-3543	Mesh Adapter	0.206

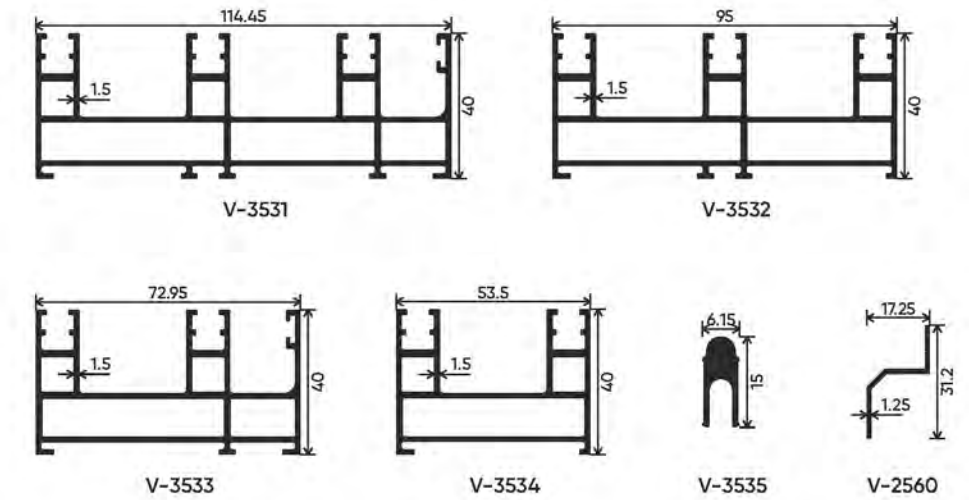


- Sound Insulation
- Wind Load
- Air Permeability
- Impact Resistance
- Water Tightness

Top View



TRACK OPTIONS



Window Height
Max. **3660mm**
Up to 12ft

Sash
Height **68mm**
Width **35mm**

Interlocking

- Slim Interlock 20mm
- Slim Interlock 41mm

Glass Range

- Single Glass Sash 5 to 8mm
- Laminated Glass Sash 11 to 14mm
- Double Glass Sash Upto 26mm

Track Depth

- 2 Track Basic 40mm/53.5mm
- 2 Track Premium 40mm/73mm
- 3 Track Basic 40mm/95mm
- 3 Track Premium 40mm/114.5mm

Corner Joint

- Track Joint 45 Degree
- Sash Joint 90 Degree
- Slim Interlock 90 Degree

Corner Opening

- Possible

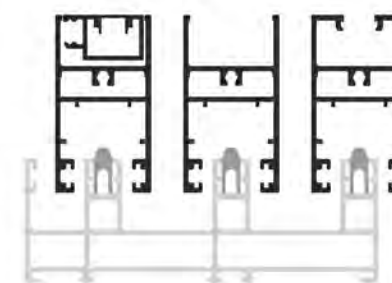
Roller

- Fix Single Roller
- Fix Double Roller
- Adjustable Double Roller

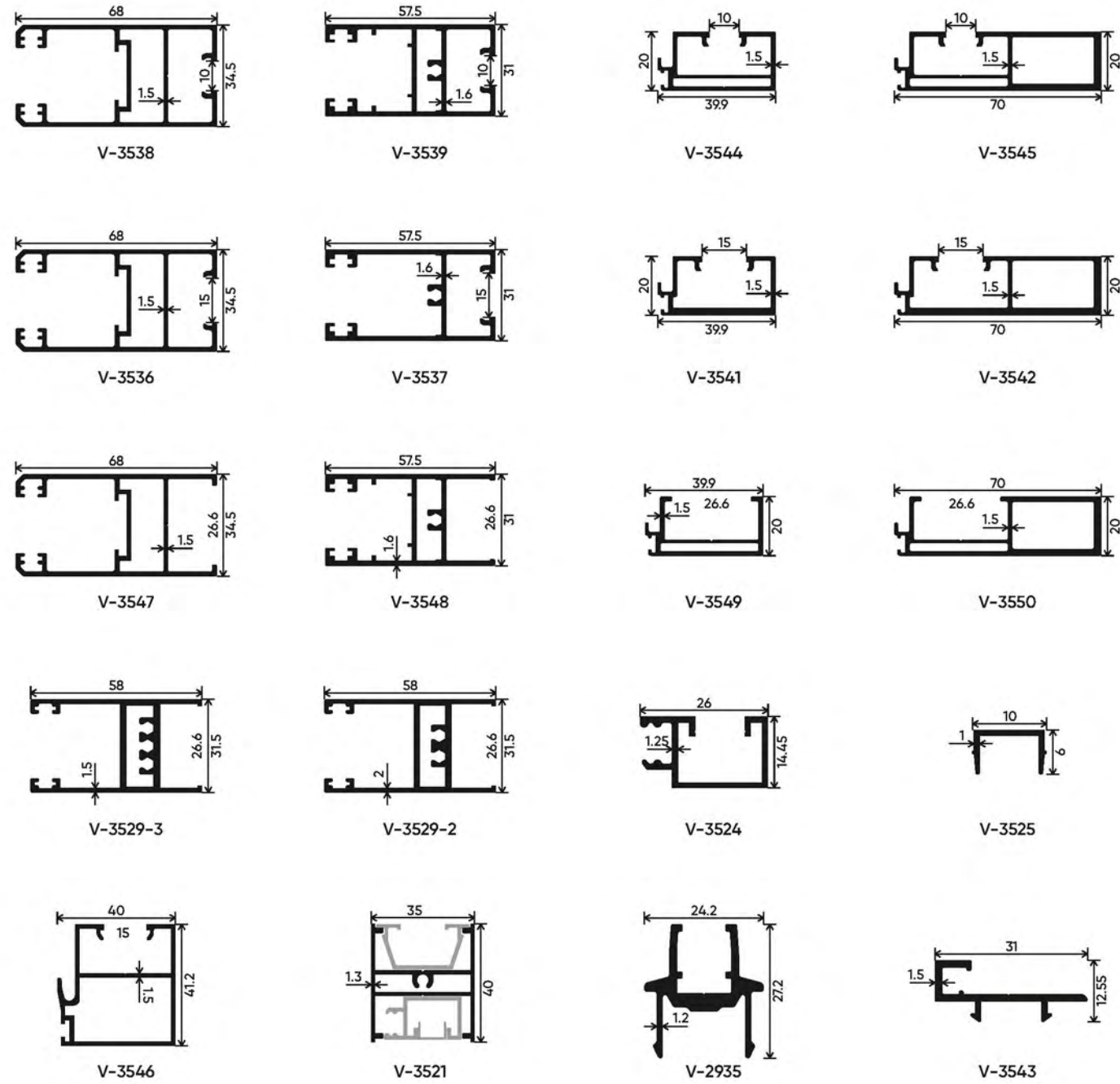
Locking Options

- Single Point & Multipoint

Three Track with Mosquito Assamble



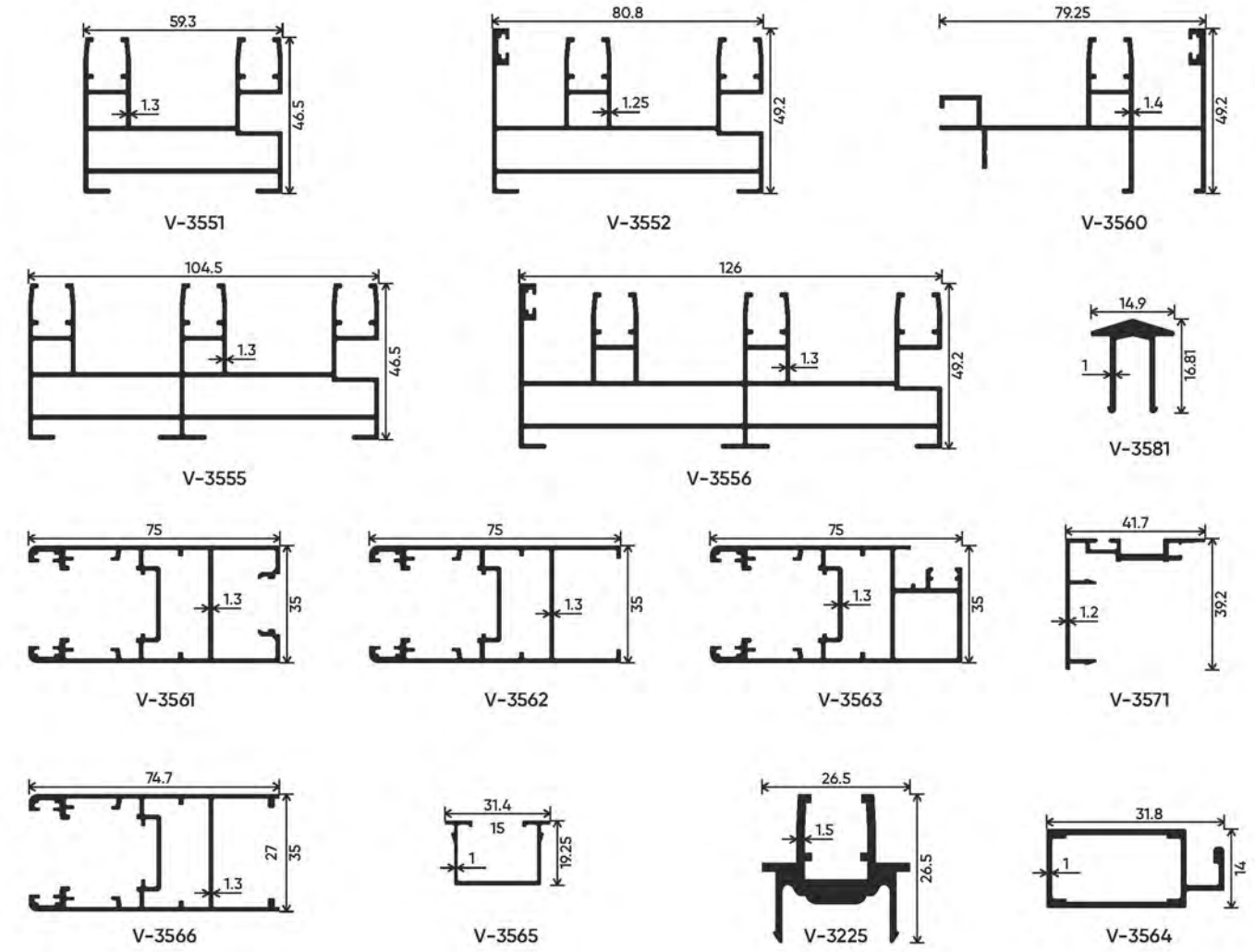
Section No.	Section Name	Weight (kg/mt)
V-3531	Three Track Premium Type	2.150
V-3532	Three Track Basic Type	1.870
V-3533	Two Track Premium Type	1.478
V-3534	Two Track Basic Type	1.110
V-3535	Track Rail Cap	0.141
V-2560	Rain Cover	0.158



Section No.	Section Name	Weight (kg/mt)
V-3538	Handle Profile SGU	1.102
V-3539	Top Bottom Profile SGU	1.033
V-3544	Slim Interlock SGU	0.544
V-3545	Reinforcement Interlock SGU	0.988
V-3536	Laminated Handle Profile	1.066
V-3537	Laminated Top Bottom	0.869
V-3541	Laminated Slim Interlock	0.525
V-3542	Lam. Reinforcement Interlock	0.961
V-3547	DGU Handle Profile	1.000
V-3548	DGU Top Bottom Profile	0.928

Section No.	Section Name	Weight (kg/mt)
V-3549	Slim Interlock DGU	0.450
V-3550	Reinforcement Interlock DGU	0.884
V-3529-3	TDGU Top Bottom Profile	1.006
V-3529-2	DGU Top Bottom Profile	1.000
V-3524	Mosquito Adaptor	0.242
V-3525	Screw Cover Cap	0.047
V-3546	Laminated Slim Interlock	0.765
V-3521	Middle Section	0.610
V-2935	Meeting Section	0.410
V-3543	Mosquito Clip	0.206



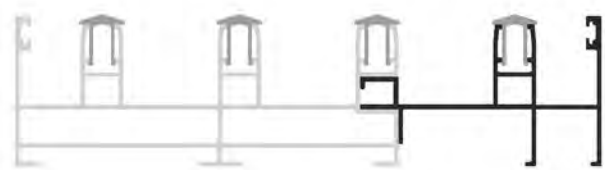
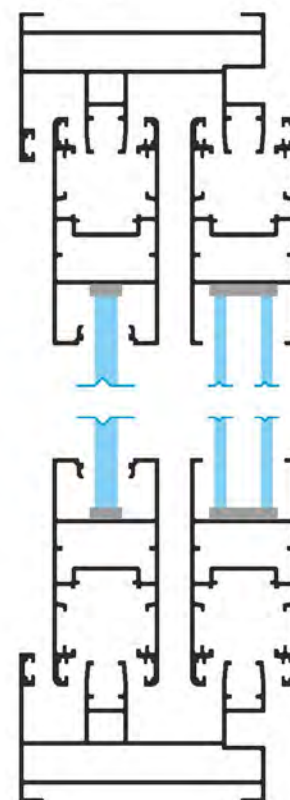


Key Features

- European design
- Glazing from 5mm to 24mm
- Smooth & Effortless in Movement
- Automatic, Manual Concealed & Multipoint Lock System
- Provision for Insect Screen
- Reinforced Profile Available in Larger Opening
- Design for Mid to Large Size Shutter Sliding
- Bug & Bugler Proof Windows
- Slim Interlock Shutter Available for Single Glass & Double Glass Sliding

- Sound Insulation
- Wind Load
- Air Permeability
- Impact Resistance
- Water Tightness


Side View



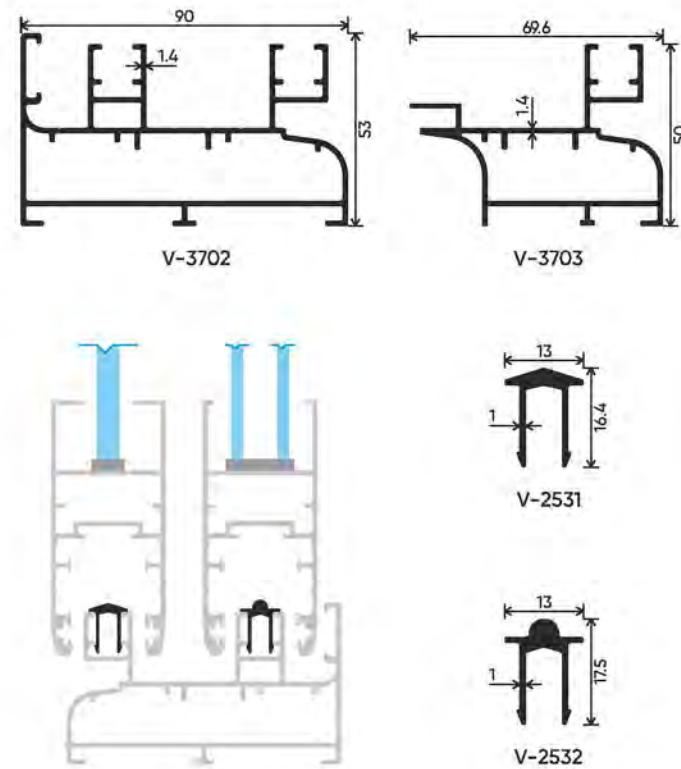
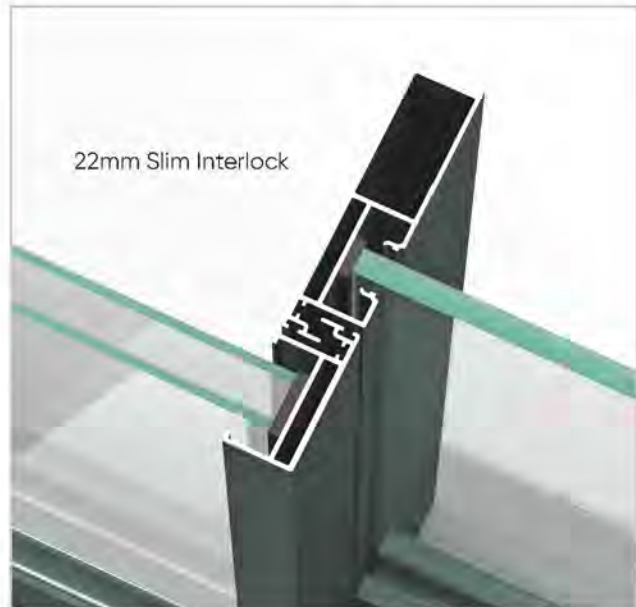
Additional Track With Bottom Support

Section No.	Section Name	Weight (kg/mt)
V-3551	Two Track Basic Type	1.048
V-3552	Two Track Premium Type	1.230
V-3560	Additional Track	0.956
V-3555	Three Track Basic Type	1.722
V-3556	Three Track Premium Type	1.950
V-3581	'V' Type Track Rail Cap	0.157
V-3561	SGU Shutter	1.101
V-3562	DGU Shutter	1.023
V-3563	Mosquito Shutter	1.123

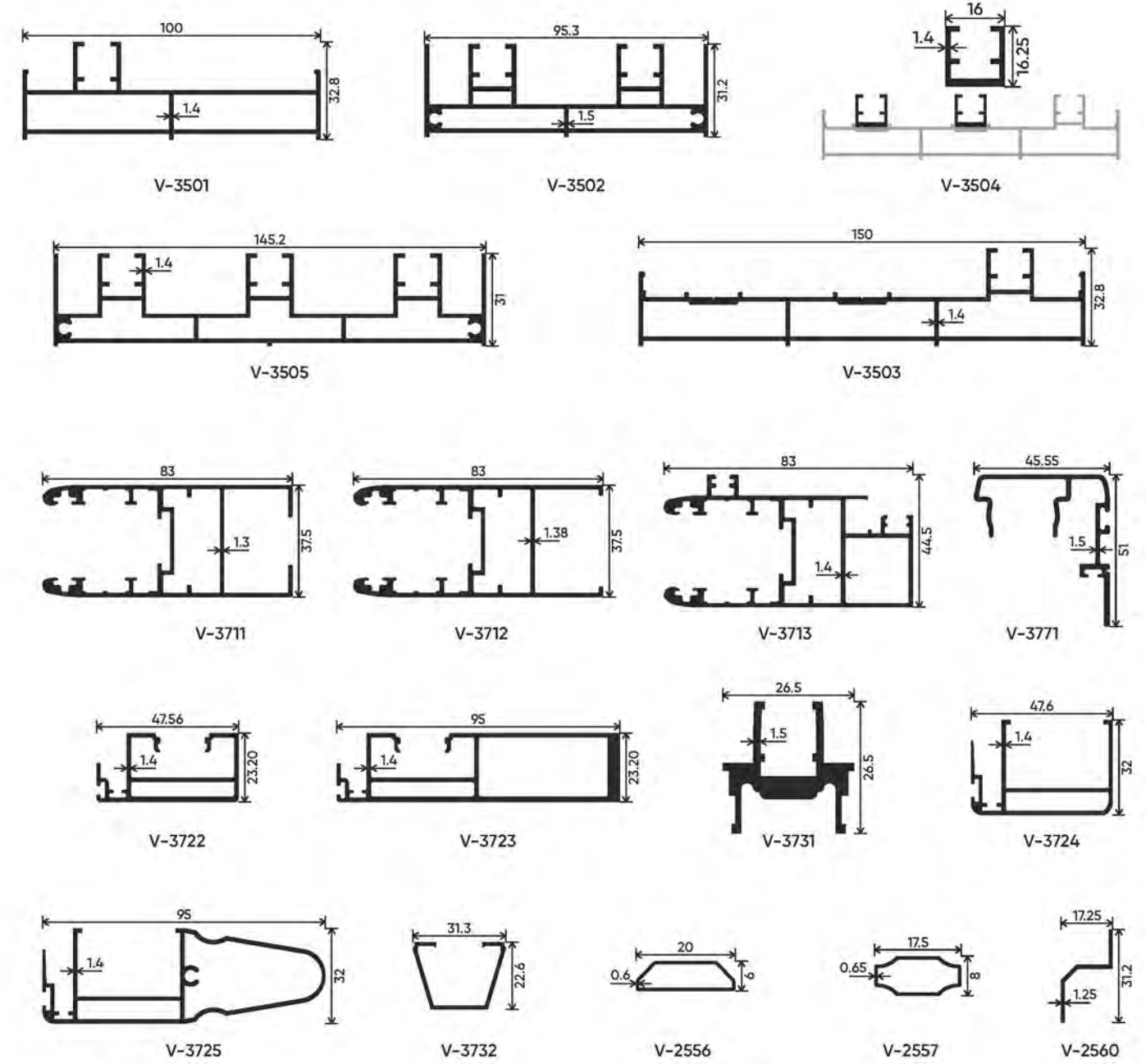
Section No.	Section Name	Weight (kg/mt)
V-3571	Universal Clip	0.409
V-3566	DGU Shutter	1.017
V-3565	Reducer Clip	0.233
V-3225	Meeting Section	0.464
V-3564	Mosquito Adapter	0.259
V-2514	Mosquito Shutter Clip	0.144
V-2551	Locking Rod	0.090
V-2556	Georgian Bar SGU	0.071
V-2557	Georgian Bar DGU	0.082



TRACK
OPTIONS



Section No.	Section Name	Weight (kg/mt)
V-3702	Two Track Premium Type	1.640
V-3703	Additional Track	0.984
V-2531	"V" Type Track Rail Clip	0.147
V-2532	"U" Type Track Rail Clip	0.169



Section No.	Section Name	Weight (kg/mt)
V-3501	Two Track Vertical	1.134
V-3502	Two Track Top Bottom	1.511
V-3504	Locking Adapter	0.245
V-3505	Three Track Top Bottom	2.073
V-3503	Three Track Vertical	1.566
V-3711	SGU Shutter	1.230
V-3712	DGU Shutter	1.230
V-3713	Mosquito Shutter Clip	1.240
V-3771	Universal Clip	0.683

Section No.	Section Name	Weight (kg/mt)
V-3722	Slim Interlock SGU	0.684
V-3723	Reinforcement Interlock SGU	1.317
V-3731	Meeting Section	0.469
V-3724	Slim Interlock DGU	0.642
V-3725	Reinforcement Interlock DGU	1.085
V-3732	Reducer Clip	0.249
V-2556	Georgian Bar SGU	0.071
V-2557	Georgian Bar DGU	0.082
V-2560	Rain Cover	0.158



Window Height
Max. **3660mm**
Up to 12ft

Sash
Height **60mm**
Width **40mm**

Interlocking
• Slim Interlock 27mm

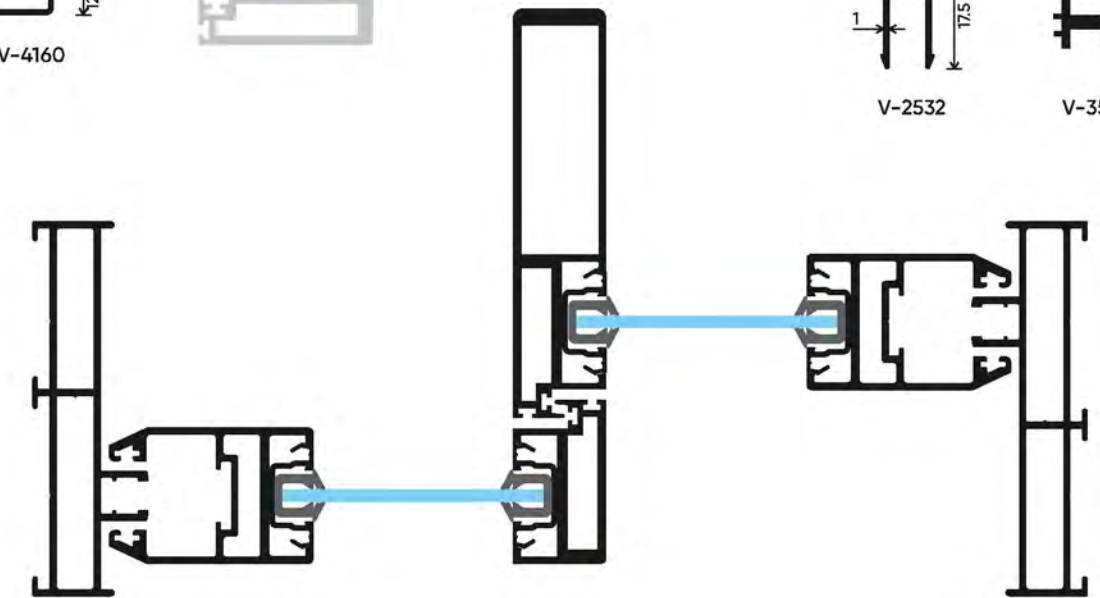
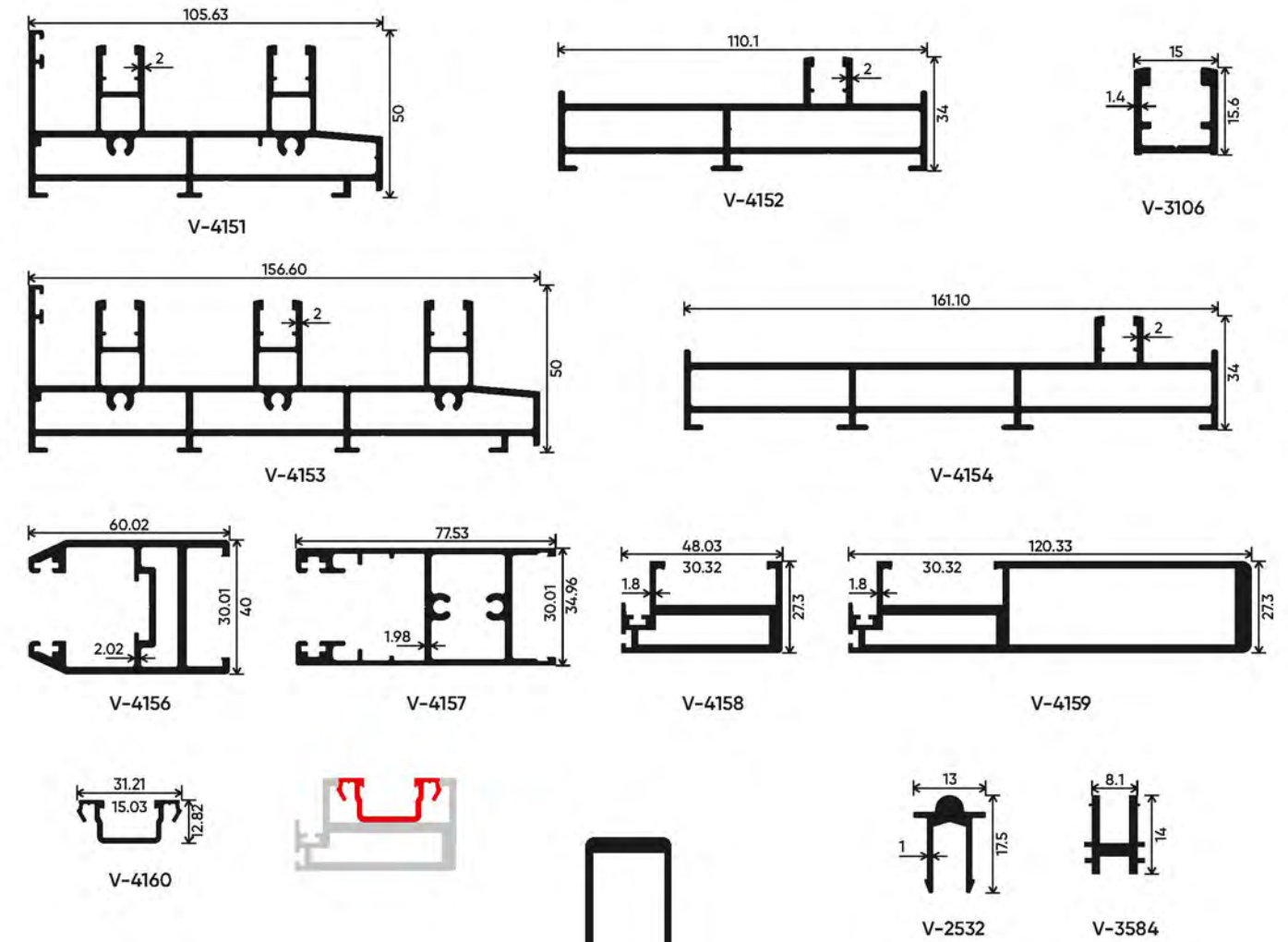
Glass Range
• Laminated Glass Sash 11 to 14mm
• Double Glass Sash Upto 30mm

Track Depth
• 2 Track Top/Bottom 50mm/105.6mm
• 2 Track Vertical 24mm/110mm
• 3 Track Top/Bottom 50mm/156.6mm
• 3 Track Vertical 24mm/161.1mm

Corner Joint
• Track Joint 90 Degree
• Sash Joint 90 Degree
• Slim Interlock 90 Degree

Roller
Fix Double Roller
Adjustable Double Roller

Locking Options
Single Point & Multipoint



Section No.	Section Name	Weight (kg/mt)
V-4151	Two Track Top Bottom	2.401
V-4152	Two Track Vertical	1.705
V-3106	Locking Adapter	0.199
V-4153	Three Track Top Bottom	3.470
V-4154	Three Track Vertical	2.250
V-2532	"U" Type Track Rail Clip	0.169

Section No.	Section Name	Weight (kg/mt)
V-4156	DGU Handle Profile	1.384
V-4157	DGU Top Bottom	1.445
V-4158	Slim Interlock DGU	1.021
V-4159	Reinforcement Interlock DGU	2.219
V-4160	Reducer Clip	0.240
V-3584	"H" Type Adapter	0.122



vitco®

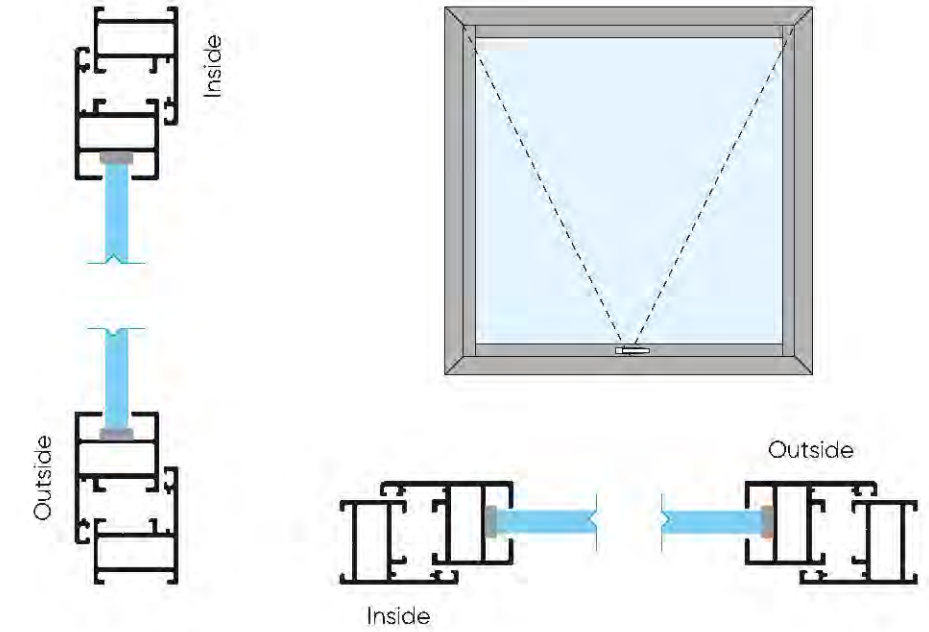
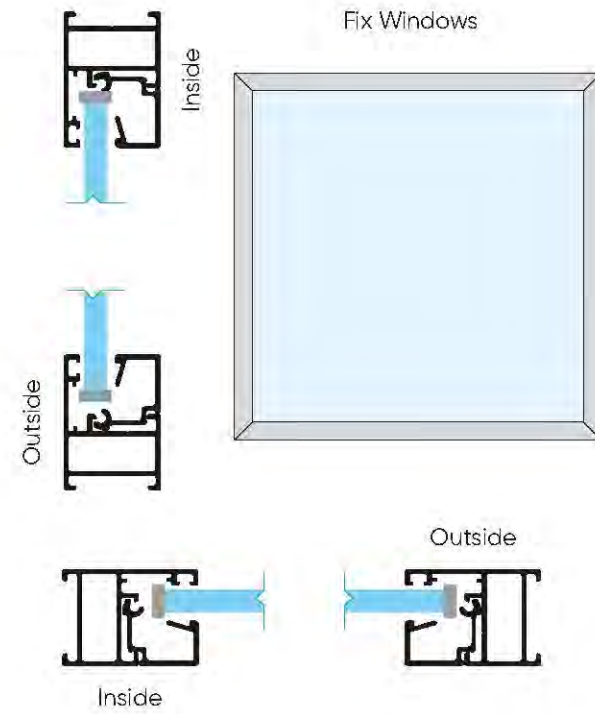
INGENUITY WITH ARTISTRY

Since opening up to an idea or an individual is one of the first steps in realizing our potential, strengths, and weaknesses, we are amply creative with the range of aluminium windows we offer.

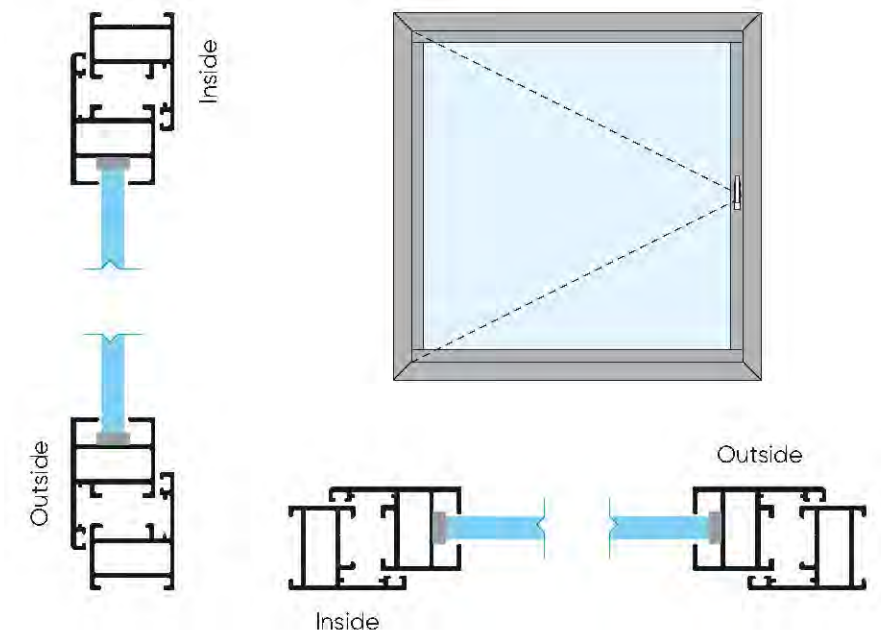
You will find them to be durable, easy to maintain, and customizable. Your home's energy efficiency will be greatly improved by these windows, which are lightweight, weather resistant, and extremely energy efficient. There are numerous advantages to using aluminium as a building material in terms of its aesthetics, colour friendliness, and other features.

CASEMENT WINDOW & DOOR

Your home's windows are its star attraction. Whether you live in a modern apartment or a historic Victorian terrace, your home's character and look are determined by its exterior. In addition to defining your home's appearance from the outside, windows allow you to see the world inside.



Side Opening Windows



Window Height
Max. 1530mm
Up to 5ft

Frame
Height 40mm
Width 28mm

Openable Sight Line
73mm

Glass Range
• Single Glass Sash 6mm

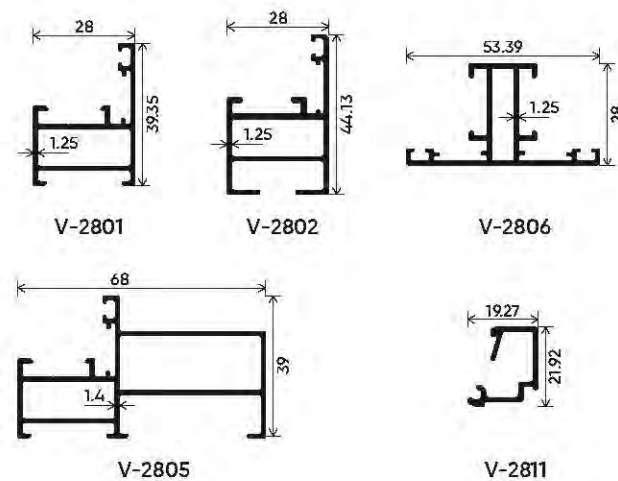
Locking Options
Single Point & Multipoint

Sash
Height 44mm
Width 28mm

Middle
Height 54mm
Width 28mm

Corner Details
• Frame Cutting 45 Degree
• Sash Cutting 45 Degree

Hardware
As Per Euro Standard



Section No.	Section Name	Weight (kg/mt)
V-2801	Outer Frame	0.520
V-2802	Outside Opening Shutter	0.583
V-2806	Eco Mullion	0.610
V-2805	Eco Long Frame	0.725
V-2811	6mm Glass Clip	0.218

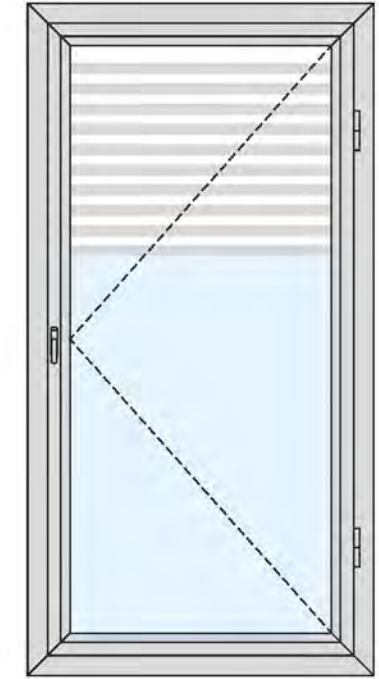
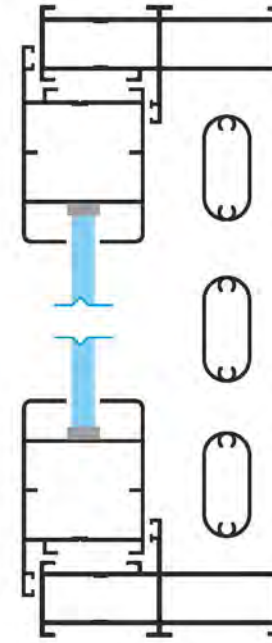
Key Features

- European design
- Glazing from 5mm to 24mm
- Square shapes Clip
- Glazing from inside for security
- Corner joint & T-Joint for stronger mechanical joinery
- Single point to Multipoint locking systems
- Smooth & effortless in operation
- Internal & External opening system
- Design for Medium opening & mid. wind load condition
- Bugler Proof Windows & Door system

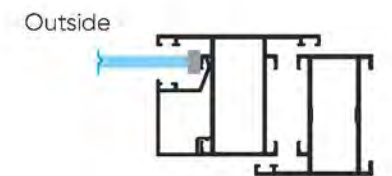
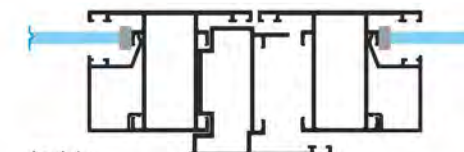
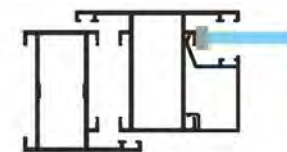
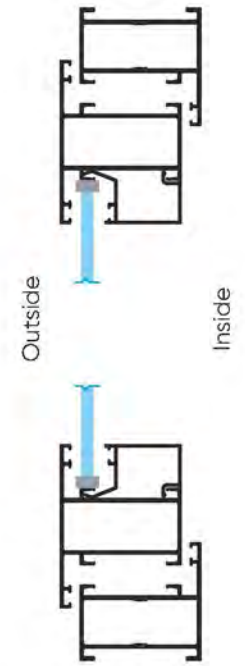
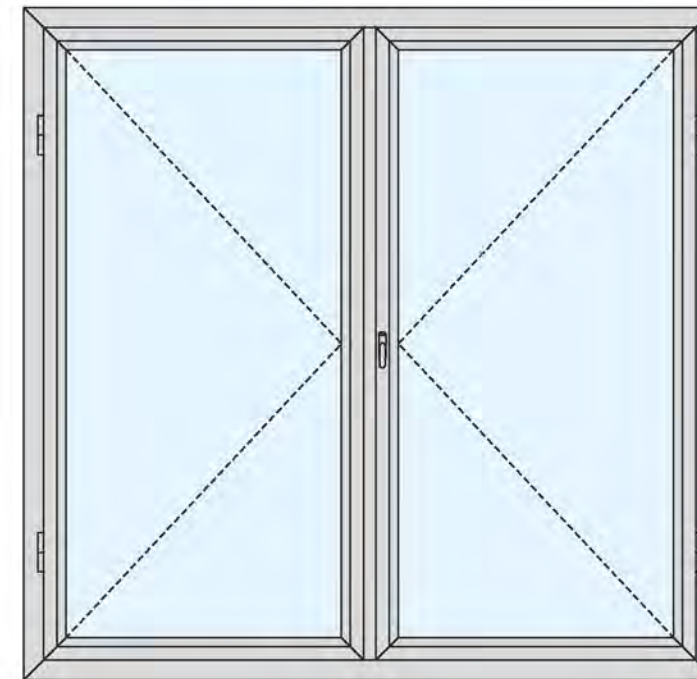
-  Sound Insulation
-  Wind Load
-  Water Tightness
-  Air Permeability
-  Impact Resistance

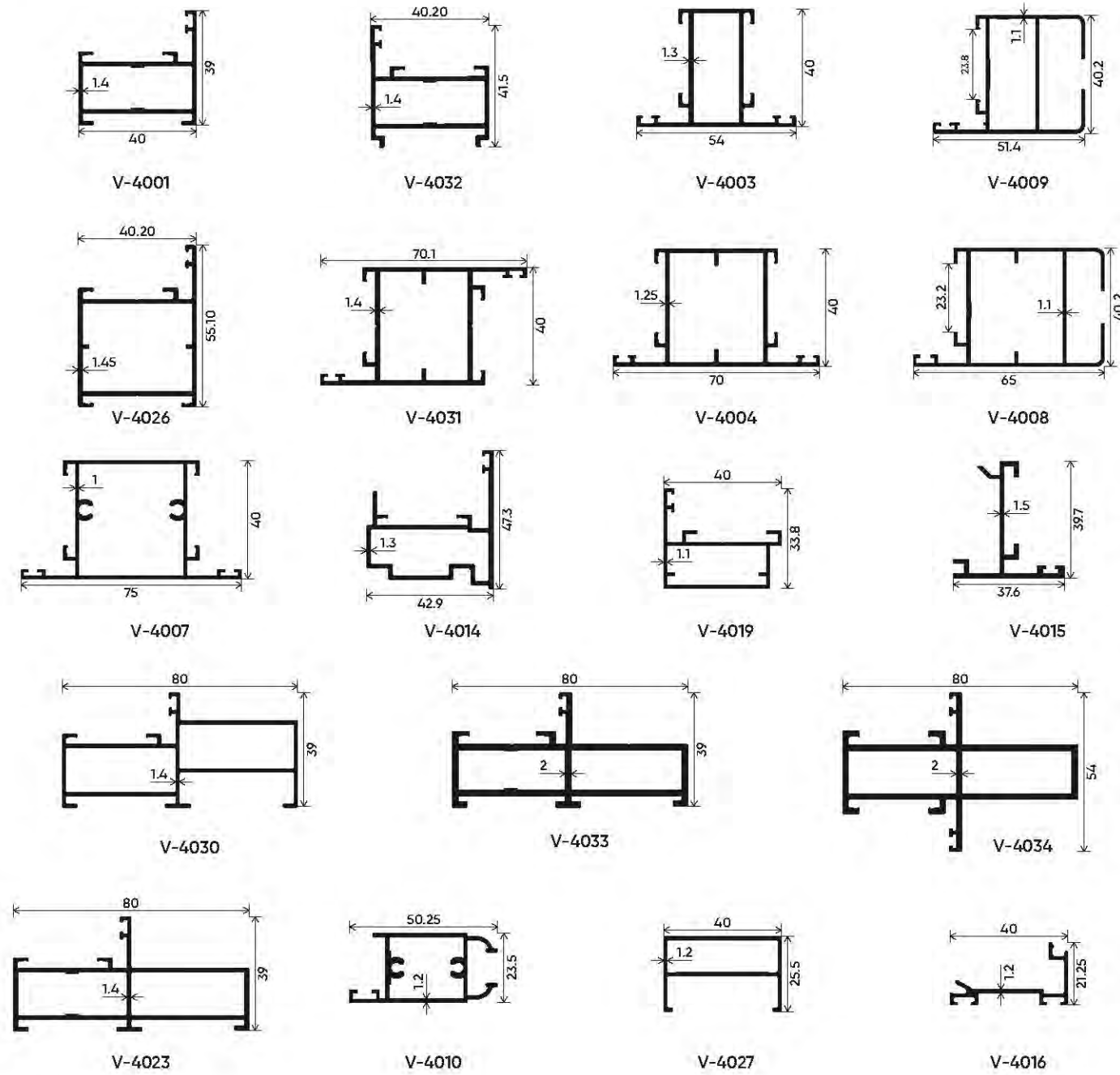


40mm Casement Windows With Flying Mullion with Grill



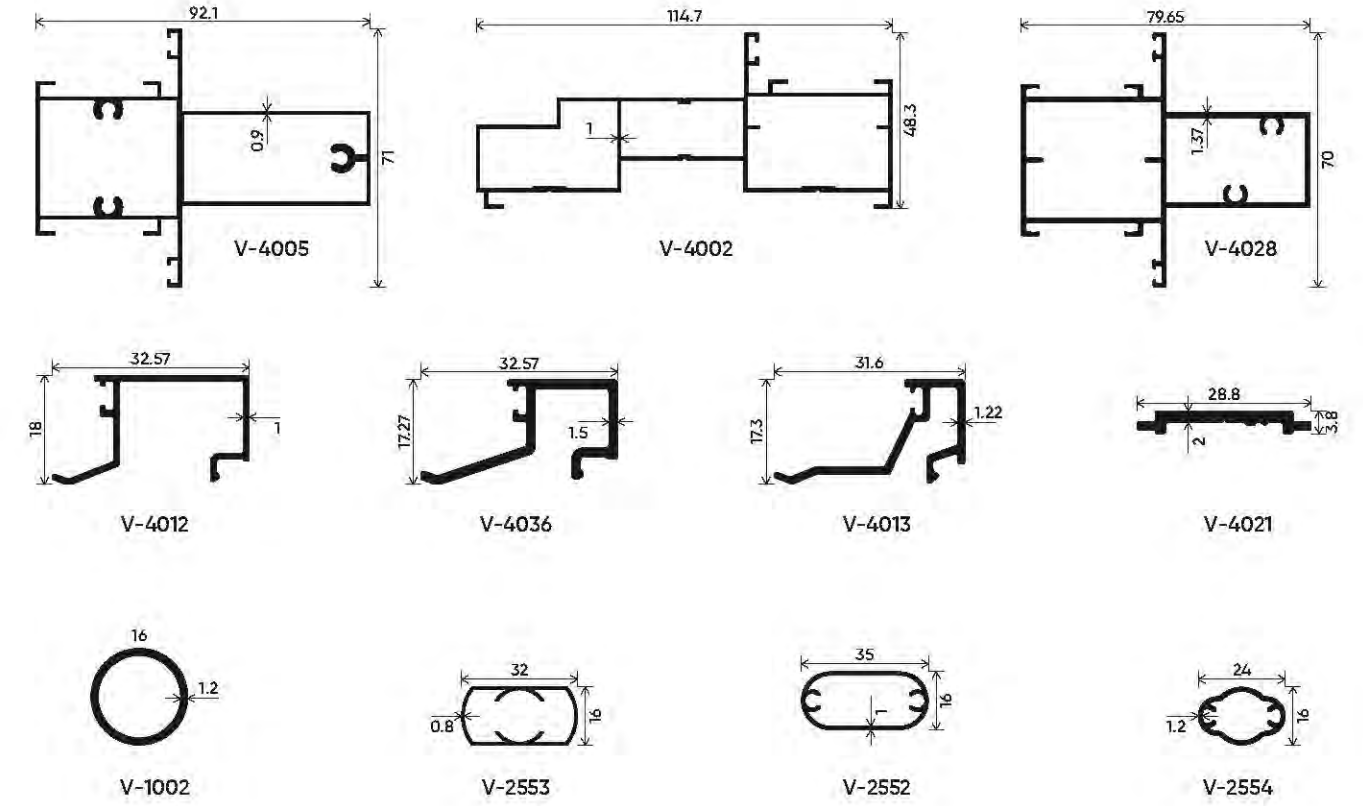
40mm Casement Windows With Flying Mullion





Section No.	Section Name	Weight (kg/12')
V-4001	Eco Outer Frame	1.800
V-4032	Combination Frame	2.260
V-4003	Eco Mullion	2.400
V-4009	Single Glass Shutter	2.400
V-4026	Door Frame	2.900
V-4031	Inside Opening Shutter	2.900
V-4004	Outside Opening Shutter	3.100
V-4008	Single Glass Shutter	2.750
V-4007	5-24mm Glass Shutter	2.650
V-4014	Fly Mullion	2.200

Section No.	Section Name	Weight (kg/12')
V-4019	Fly Mullion	1.590
V-4015	Reverse Adapter	1.450
V-4030	Eco Long Frame	3.280
V-4033	Eco Long Frame	5.140
V-4034	Long Mullion	5.400
V-4023	Eco Long Frame	3.690
V-4010	Mosquito Shutter	2.200
V-4027	Grill Frame	1.620
V-4016	Door Bottom Adapter	1.055



Section No.	Section Name	Weight (kg/12')
V-4005	3 in 1 Mullion	3.950
V-4002	3 in 1 Frame	4.400
V-4028	2 in 1 Mullion	4.600
V-4012	5 to 10mm Glass Clip	0.860
V-4036	8 to 15mm Glass Clip	1.000
V-4013	18 to 22mm Glass Clip	0.950

Section No.	Section Name	Weight (kg/12')
V-4021	Locking Rod	0.625
V-1002	Grill Support	0.650
V-2553	Grill Support	0.850
V-2552	Grill Support	1.0500
V-2554	Grill Support	0.840

Key Features

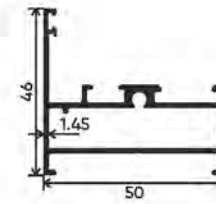
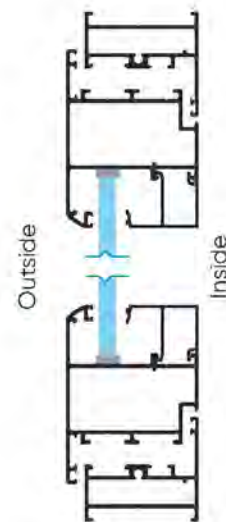
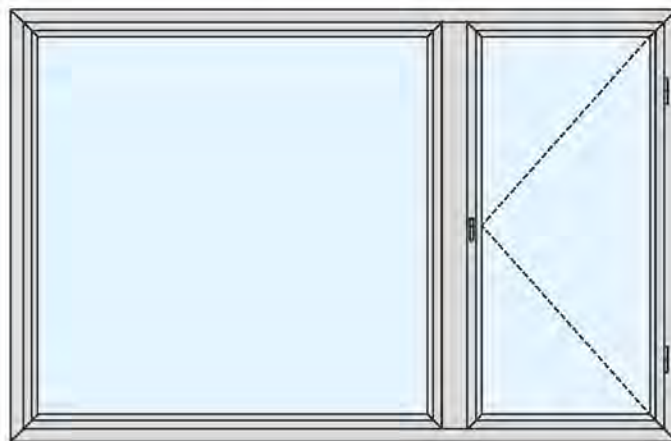
- European design
- Glazing from 5mm to 38mm
- Tilt & Turn system Compatible
- Molding & Square shapes Clip
- Glazing from inside for security
- Corner joint & T-Joint for stronger mechanical joinery
- Single point to Multipoint locking systems
- Smooth & effortless in operation
- Internal & External opening system
- Design for larger opening & high wind load condition
- Bugler Proof Door system

- Sound Insulation
- Air Permeability
- Wind Load
- Impact Resistance
- Water Tightness

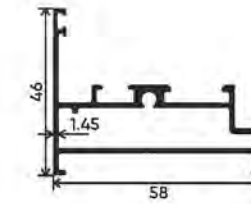


↑ Windows

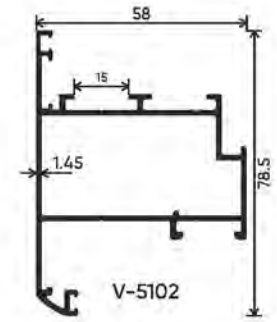
50mm Casement Windows Fix + Outside Openble



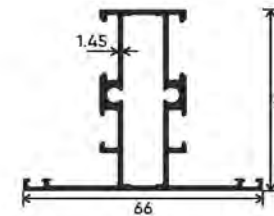
V-5101



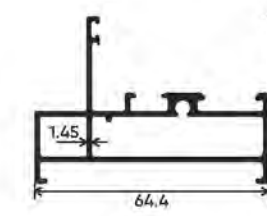
V-5021



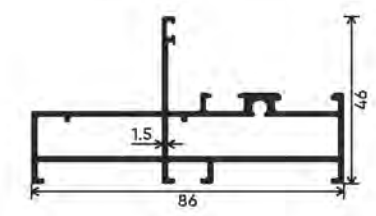
V-5102



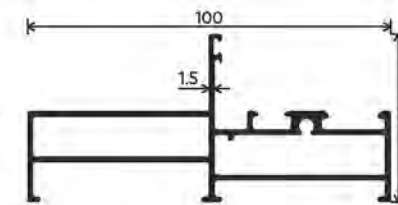
V-5103



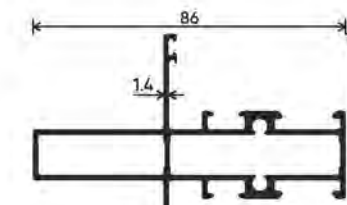
V-5107



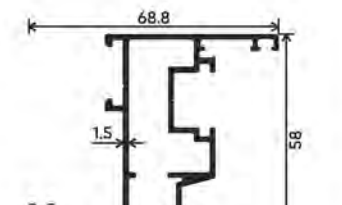
V-5104



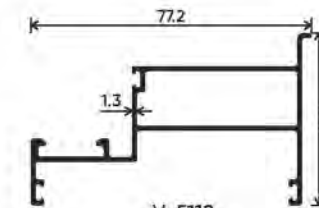
V-5105



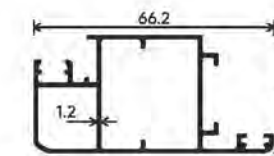
V-5106



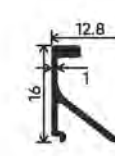
V-5111



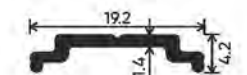
V-5112



V-5113



V-2514

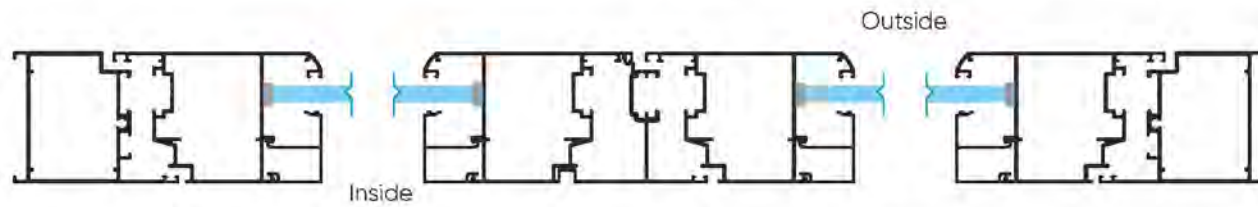
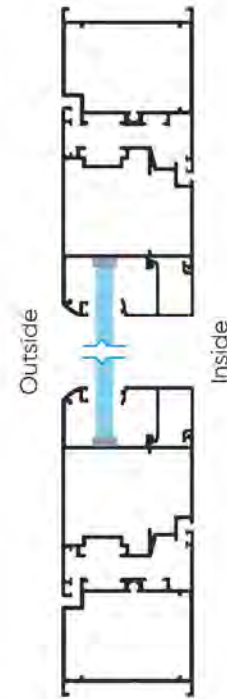
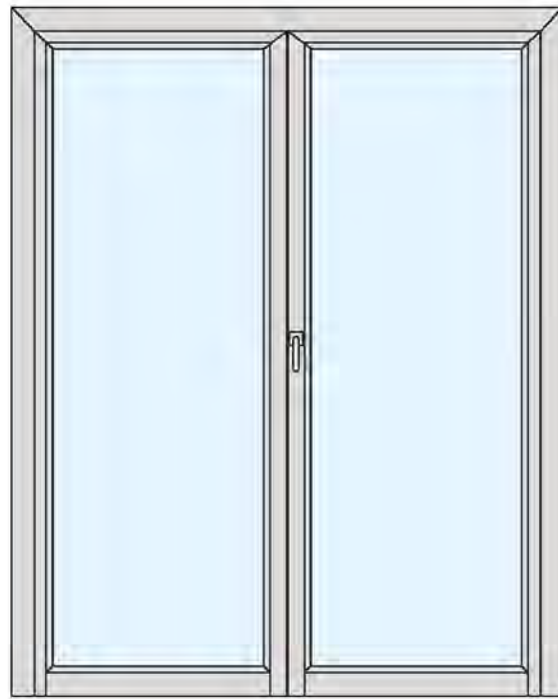


V-2551

Section No.	Section Name	Weight (kg/mt)
V-5101	Outer Frame	0.868
V-5021	Concealed Outer Frame	0.900
V-5102	Outside Opening Shutter	1.134
V-5103	Eco Mullion	1.089
V-5107	Combination Frame	0.956
V-5104	Combination Frame	1.654
V-5105	Combination Frame	1.336

Section No.	Section Name	Weight (kg/mt)
V-5106	Long Mullion	1.284
V-5111	Tilt & Turn Shutter	1.133
V-5112	Combination Frame	0.859
V-5113	Mesh Shutter	0.779
V-2514	Mosquito Shutter Clip	0.144
V-2551	Locking Rod	0.156

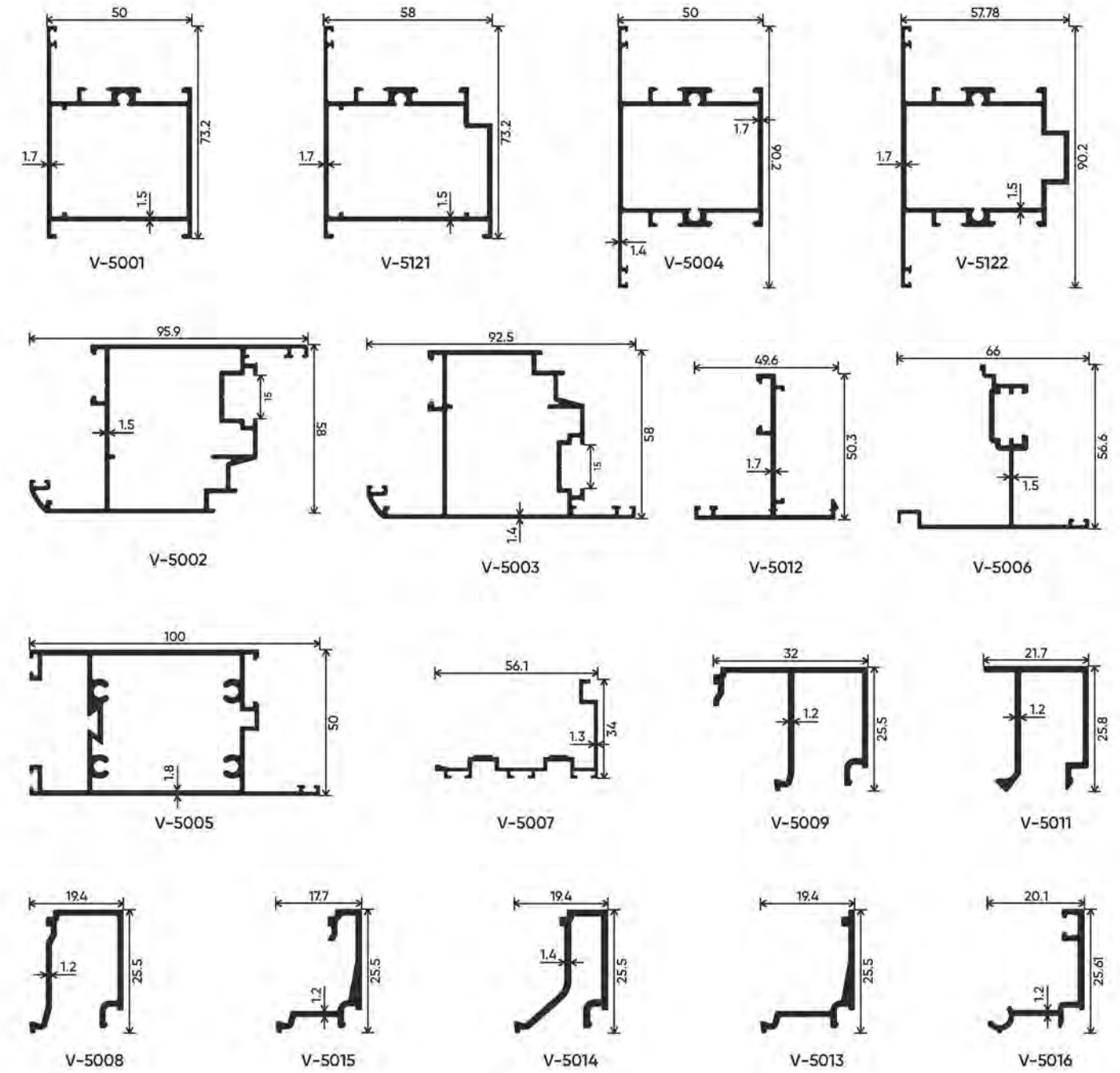
50mm Casement Double Door with Flying Mullion



Key Features

- European design
- Glazing from 5mm to 38mm
- Tilt & Turn system Compatible
- Molding & Square shapes Clip
- Glazing from inside for security
- Corner joint & T-Joint for stronger mechanical joinery
- Single point to Multipoint locking systems
- Smooth & effortless in operation
- Internal & External opening system
- Design for larger opening & high wind load condition
- Bugler Proof Door system

- Sound Insulation
- Air Permeability
- Wind Load
- Impact Resistance
- Water Tightness



Section No.	Section Name	Weight (kg/mt)
V-5001	Door Frame	1.076
V-5121	Concealed Door Frame	1.175
V-5004	Door Middle	1.269
V-5122	Concealed Door Mullion	1.093
V-5002	Inside Opening Shutter	1.599
V-5003	Outside Opening Shutter	1.423
V-5012	Reverse Adapter	0.497
V-5006	Eco Fly Mullion	0.732
V-5005	Door Bottom	1.735

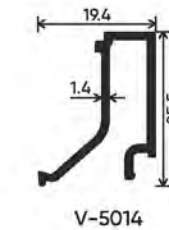
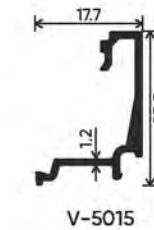
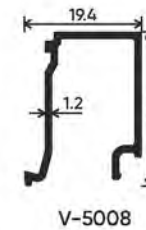
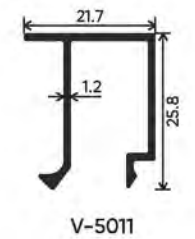
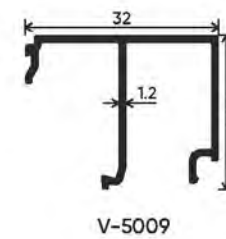
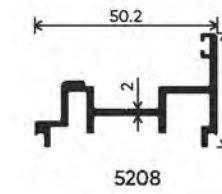
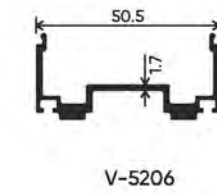
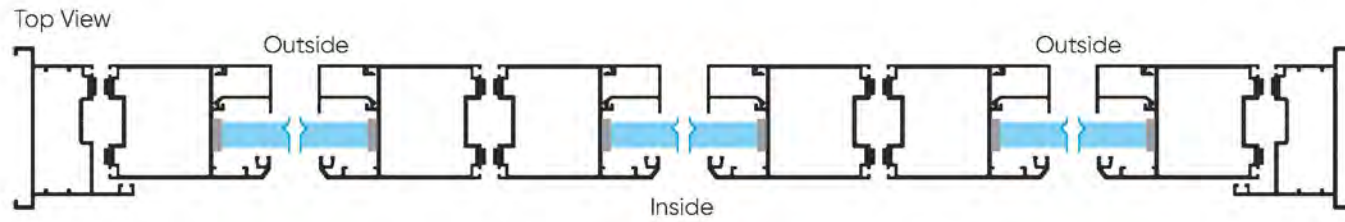
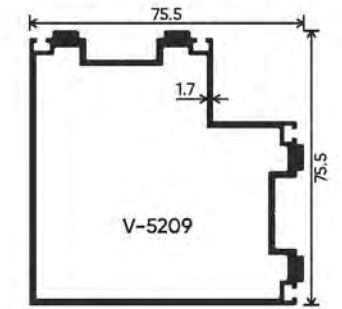
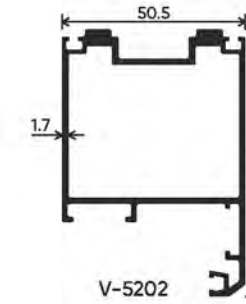
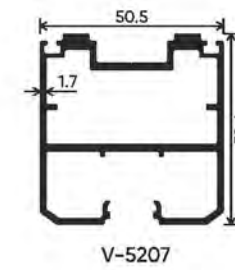
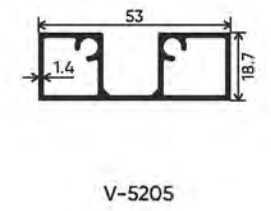
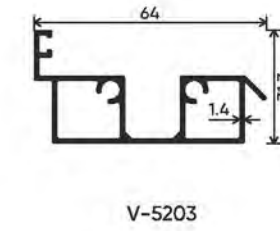
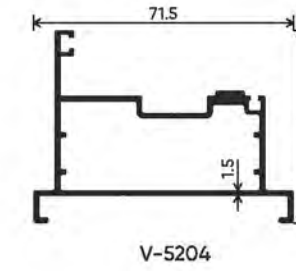
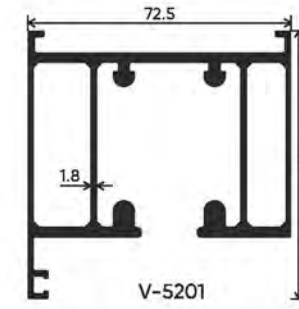
Section No.	Section Name	Weight (kg/mt)
V-5007	Door Bottom Adapter	0.532
V-5009	4 to 10mm Glass Clip	0.303
V-5011	10 to 16mm Glass Clip	0.241
V-5008	18 to 24mm Glass Clip	0.226
V-5015	35mm Glass Clip	0.198
V-5014	30mm Glass Clip	0.247
V-5013	40mm Glass Clip	0.173
V-5016	38mm Glass Clip	0.196



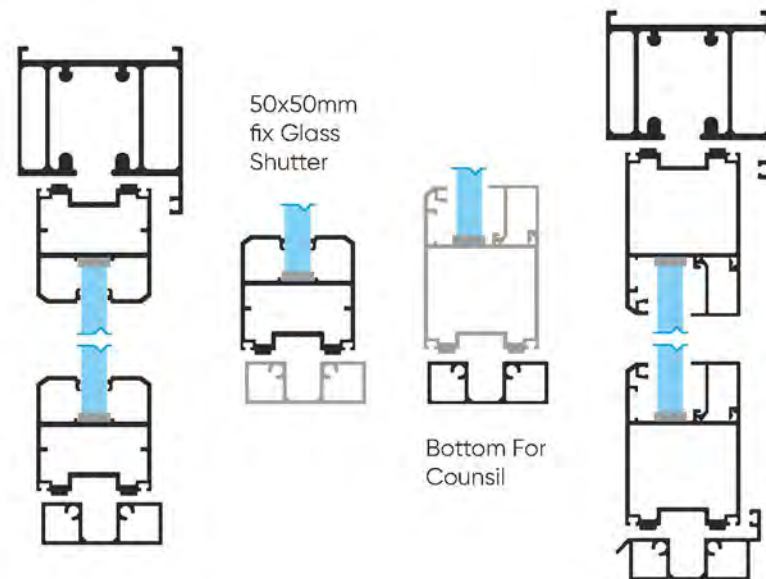
vitco®

SLIDING & FOLDING

Your home's windows are its star attraction. Whether you live in a modern apartment or a historic Victorian terrace, your home's character and look are determined by its exterior. In addition to defining your home's appearance from the outside, windows allow you to see the world inside.



- Sound Insulation
- Air Permeability
- Wind Load
- Impact Resistance
- Water Tightness

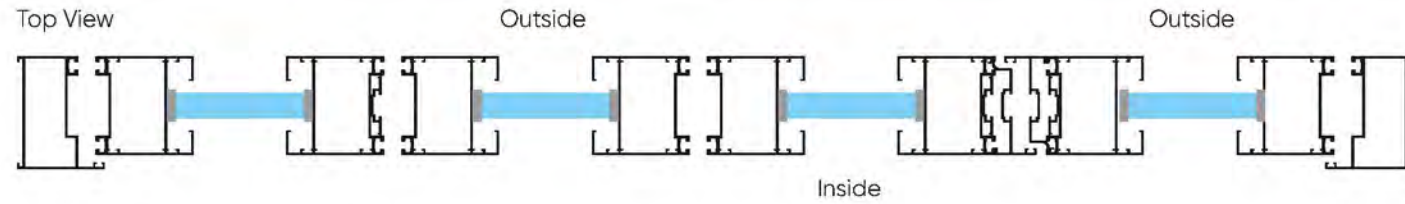


Key Features

- European design
- Glazing from 5mm to 36mm
- Top sliding system
- Molding & Square shapes Clip
- Glazing from inside for security
- Corner joint & T-Joint for stronger mechanical joinery
- Single point to Multipoint locking systems
- Smooth & effortless in operation
- Internal & External opening system
- Design for larger opening & mid wind load condition
- Bugler Proof Door system

Section No.	Section Name	Weight (kg/mt)
V-5201	Top Guide	2.556
V-5204	Vertical Frame	1.065
V-5203	Bottom Guide	0.902
V-5205	Bottom Guide	0.660
V-5207	SGU Shutter	1.376
V-5202	Shutter	1.291
V-5209	Corner Opening Shutter	1.640
V-5206	Meeting Section	0.586

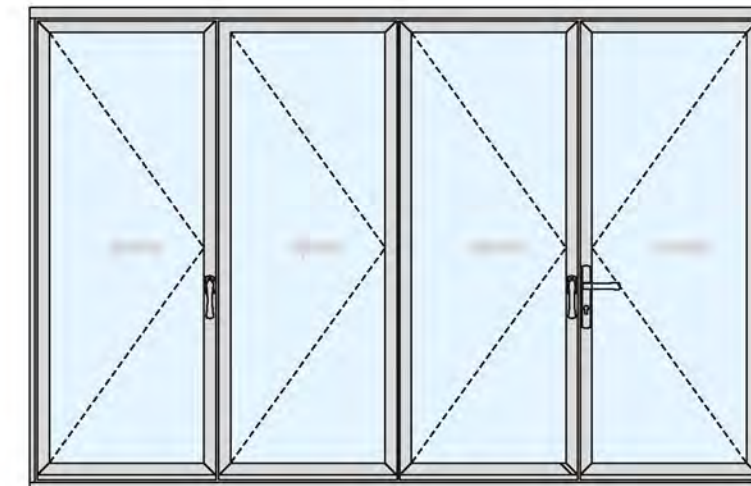
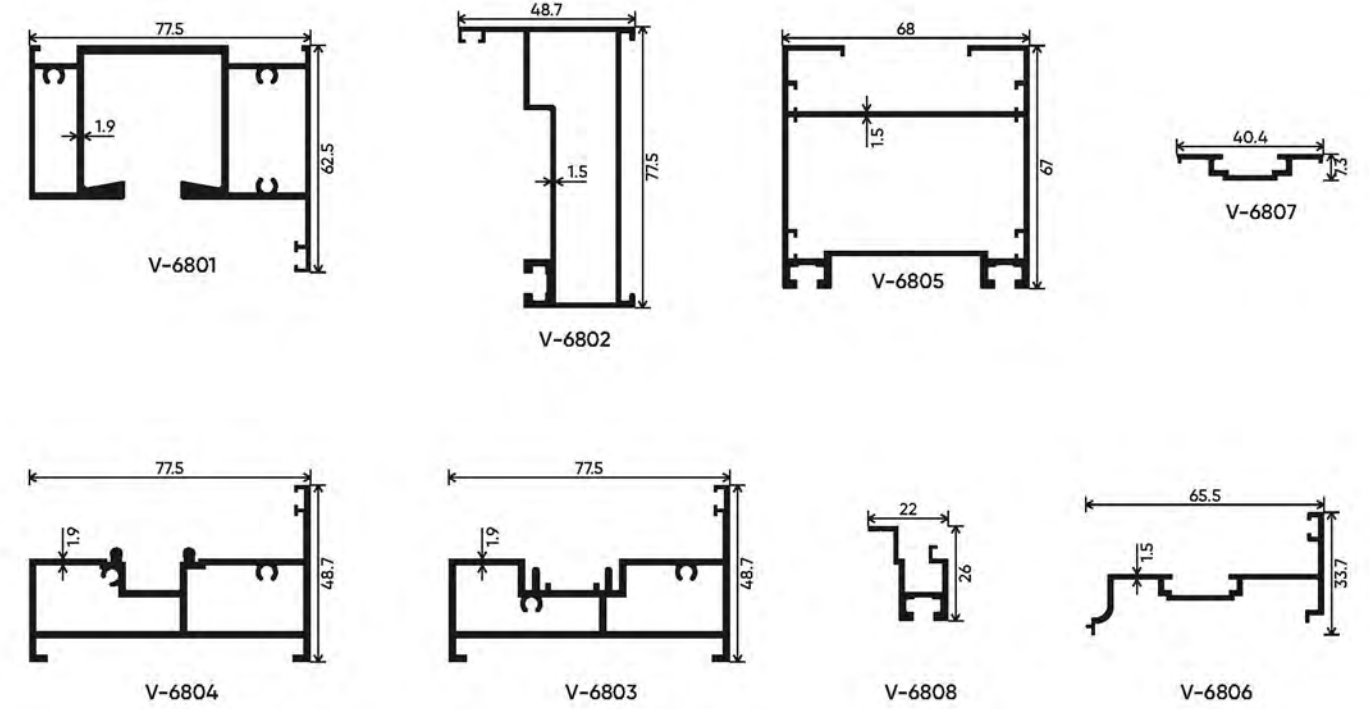
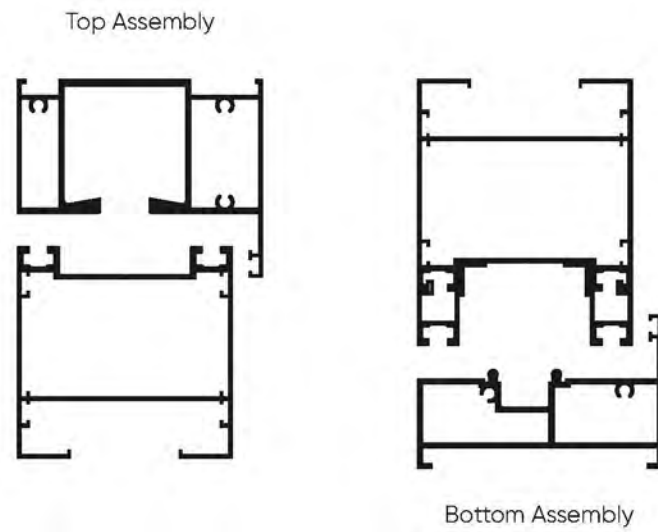
Section No.	Section Name	Weight (kg/mt)
V-5208	Door Adaptor	0.669
V-5009	6mm Glass Clip	0.303
V-5011	19mm Glass Clip	0.241
V-5008	24mm Glass Clip	0.226
V-5015	33mm Glass Clip	0.198
V-5014	30mm Glass Clip	0.247
V-5013	38mm Glass Clip	0.173



-  Sound Insulation
-  Air Permeability
-  Wind Load
-  Impact Resistance
-  Water Tightness

Key Features

- European design
- Glazing from 5mm to 36mm
- Top sliding system
- Molding & Square shapes Clip
- Glazing from inside for security
- Corner joint & T-Joint for stronger mechanical joinery
- Single point to Multipoint locking systems
- Smooth & effortless in operation
- Internal & External opening system
- Design for larger opening & mid wind load condition
- Bugler Proof Door system

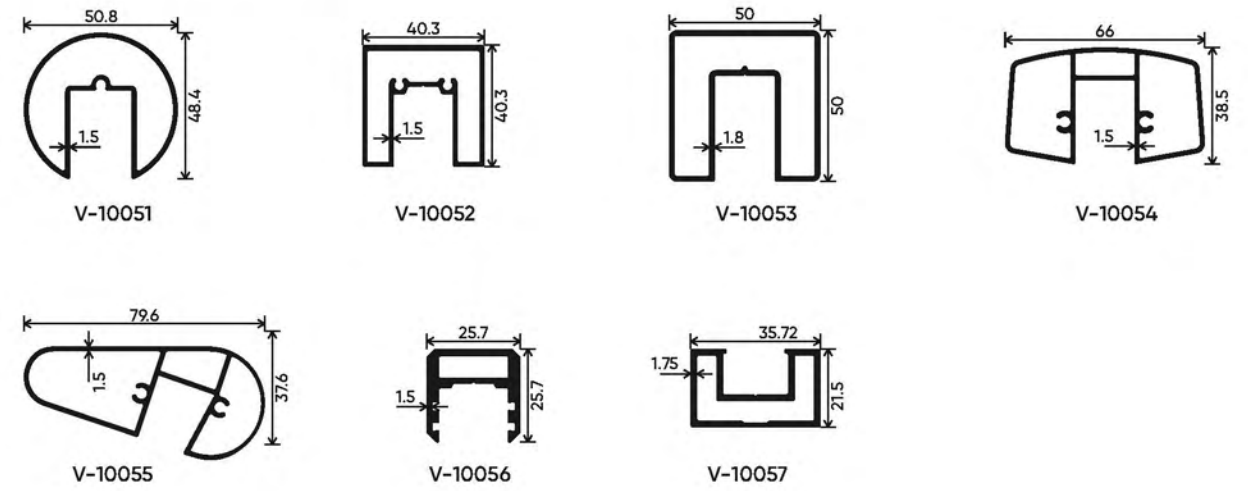


Section No.	Section Name	Weight (kg/mt)
V-6801	Top Guide	1.778
V-6802	Vertical Frame	1.100
V-6805	Shutter	0.875
V-6807	Locking Adaptor	0.232

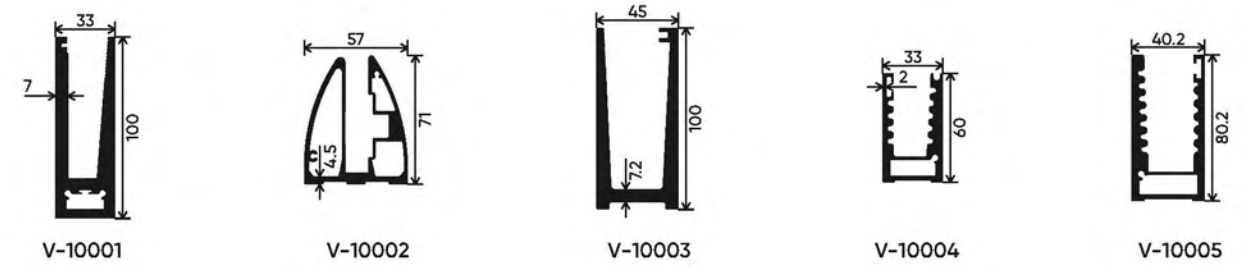
Section No.	Section Name	Weight (kg/mt)
V-6804	Bottom Guide	1.440
V-6803	Bottom Guide	1.470
V-6808	Shutter Bottom Adaptor	0.317
V-6806	Door Adaptor	0.530



CONTINUOUS RAILING TOP



CONTINUOUS RAILING BOTTOM



Section No.	Section Name	Weight (kg/12')
V-10051	Continuous Railing Top	3.200
V-10052	Continuous Railing Top	3.400
V-10053	Continuous Railing Top	4.600
V-10054	Continuous Railing Top	4.080
V-10055	Continuous Railing Top	4.100
V-10056	Continuous Railing Top	2.150
V-10057	Continuous Railing Top	2.250

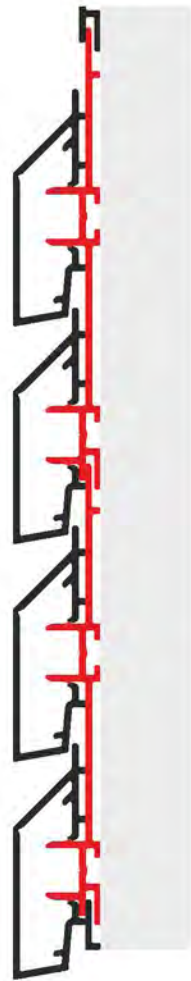
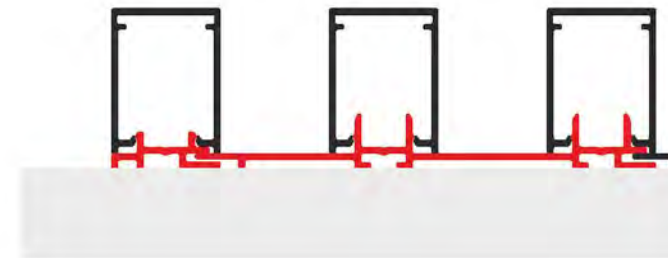
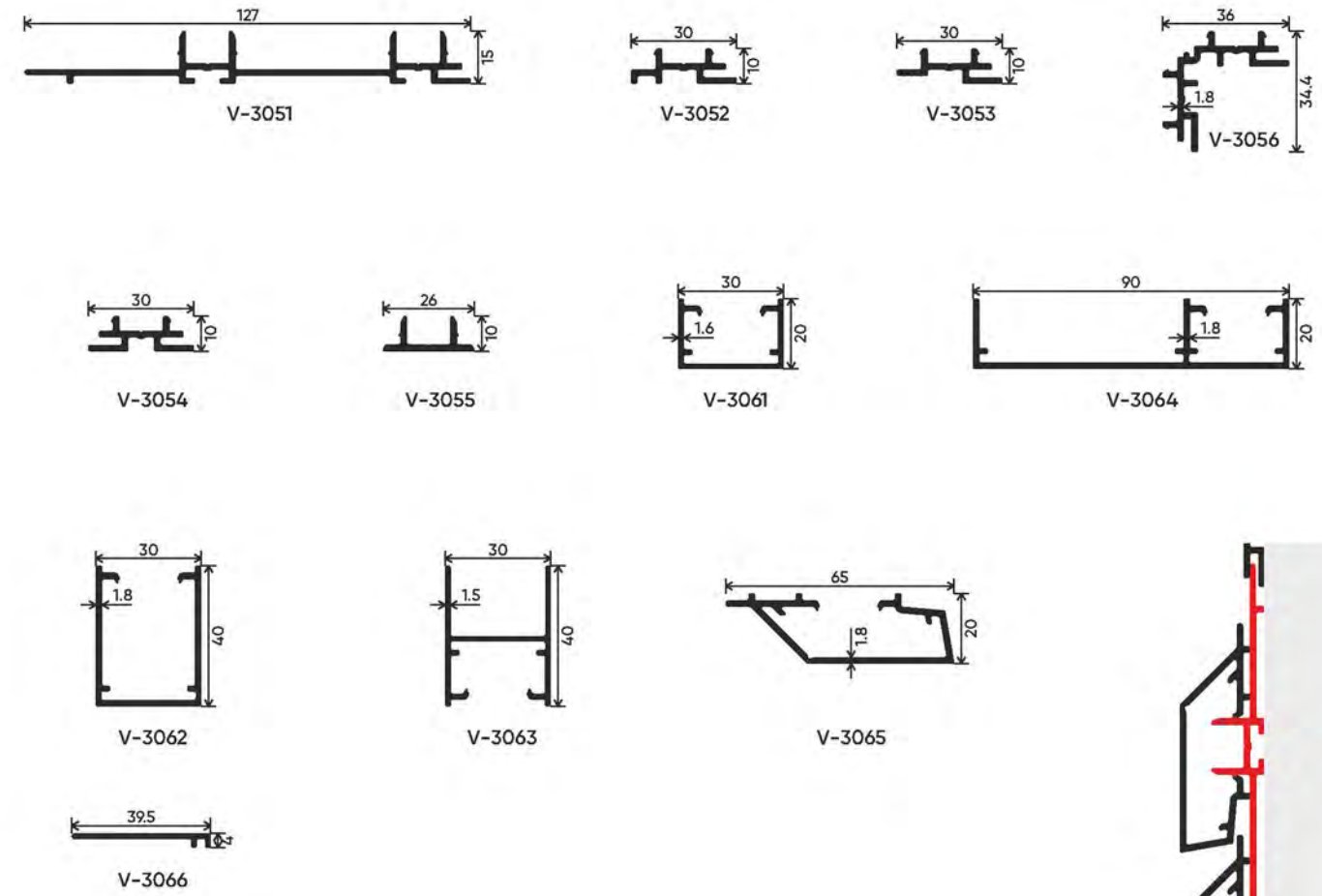
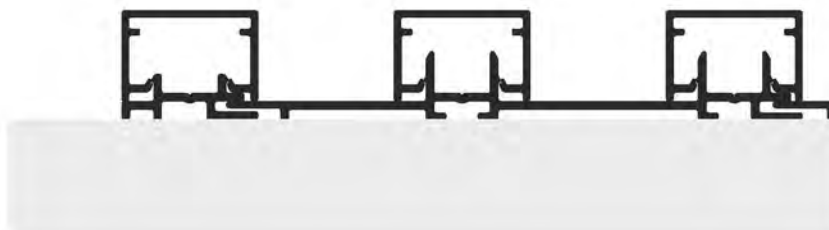
Section No.	Section Name	Weight (kg/12')
V-10001	Continuous Railing Bottom	15.775
V-10002	Continuous Railing Bottom	9.100
V-10003	Continuous Railing Bottom	14.875
V-10004	Continuous Railing Bottom	6.850
V-10005	Continuous Railing Bottom	9.735



fluted panel
ceiling panel

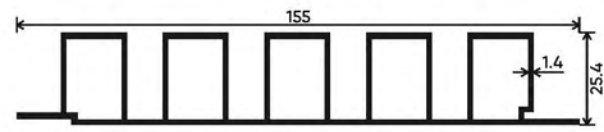
possibility

interior wall panelling
interior ceiling panelling
exterior wall panelling
exterior ceiling panelling
exterior vertical wall
wall decoration

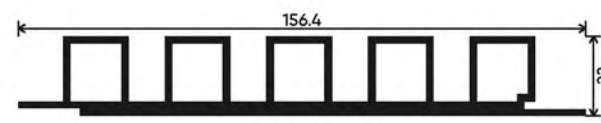


Section No.	Section Name	Weight (kg/12')
V-3051	Frame Profile	3.375
V-3052	Frame Profile	0.980
V-3053	Frame Profile	0.904
V-3056	Corner Frame	1.900
V-3054	Frame Profile	1.050
V-3055	Frame Profile	0.760

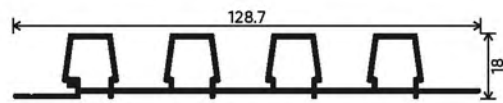
Section No.	Section Name	Weight (kg/12')
V-3061	Vertical Panel	1.260
V-3064	Vertical Panel	2.850
V-3062	Vertical Panel	2.100
V-3063	Vertical Panel	1.850
V-3065	Horizontal Panel	2.350
V-3066	End Cover	0.650



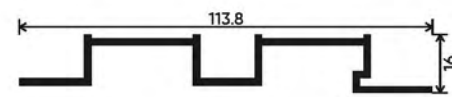
V-2581



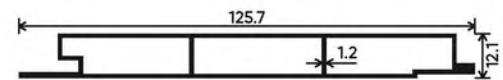
V-2582



V-2583



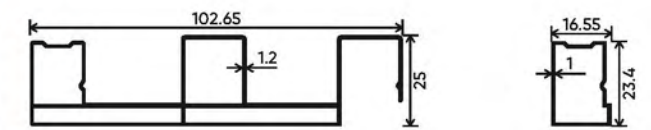
V-2584



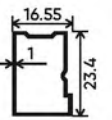
V-2591

Section No.	Section Name	Weight (kg/12')
V-2581	Wall / Gate Profile	6.800
V-2582	Wall / Gate Profile	10.350
V-2591	Wall / Gate Profile	3.200

Section No.	Section Name	Weight (kg/12')
V-2583	Wall / Gate Profile	4.500
V-2584	Wall / Gate Profile	3.280



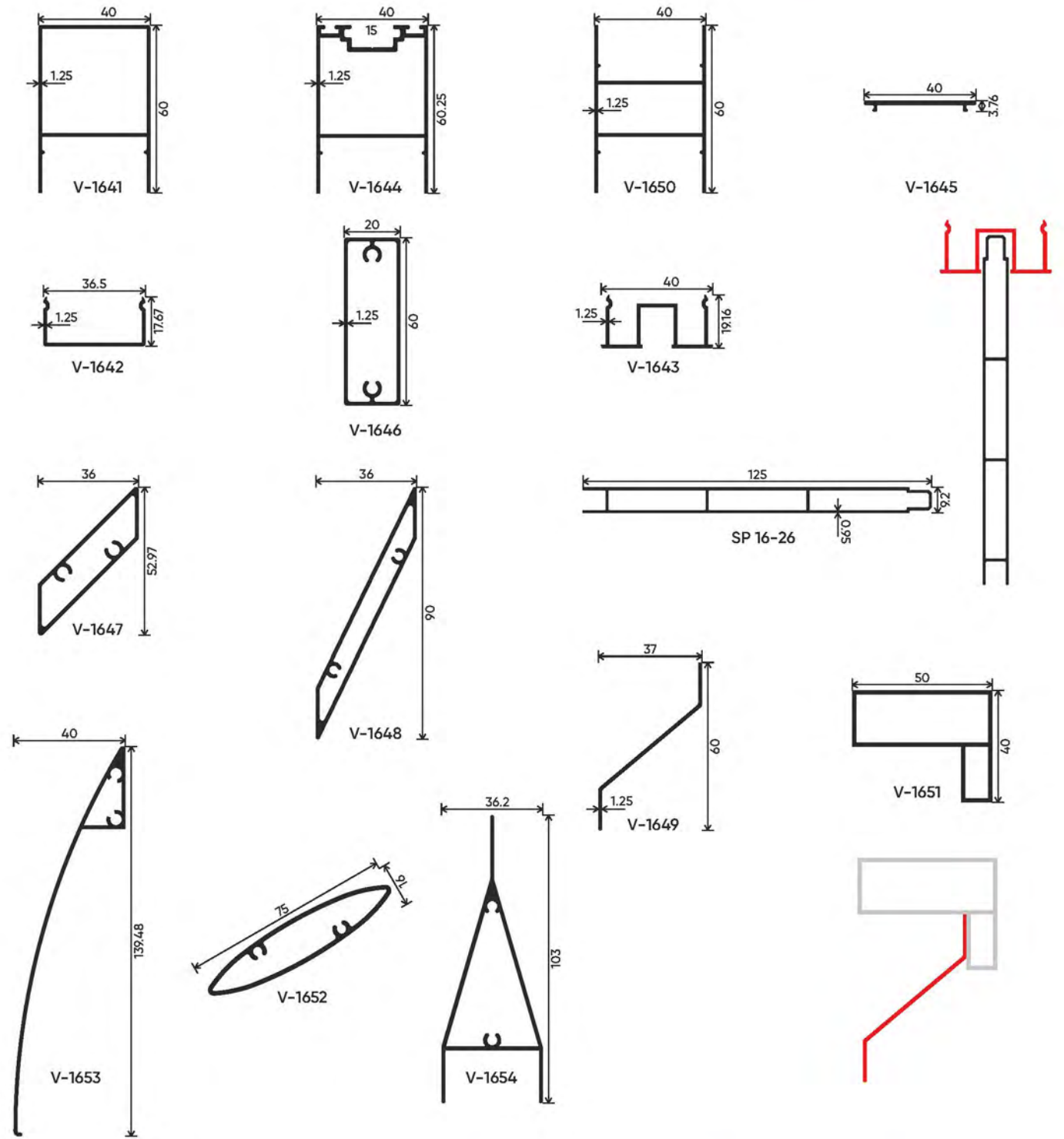

V-2589



V-2590

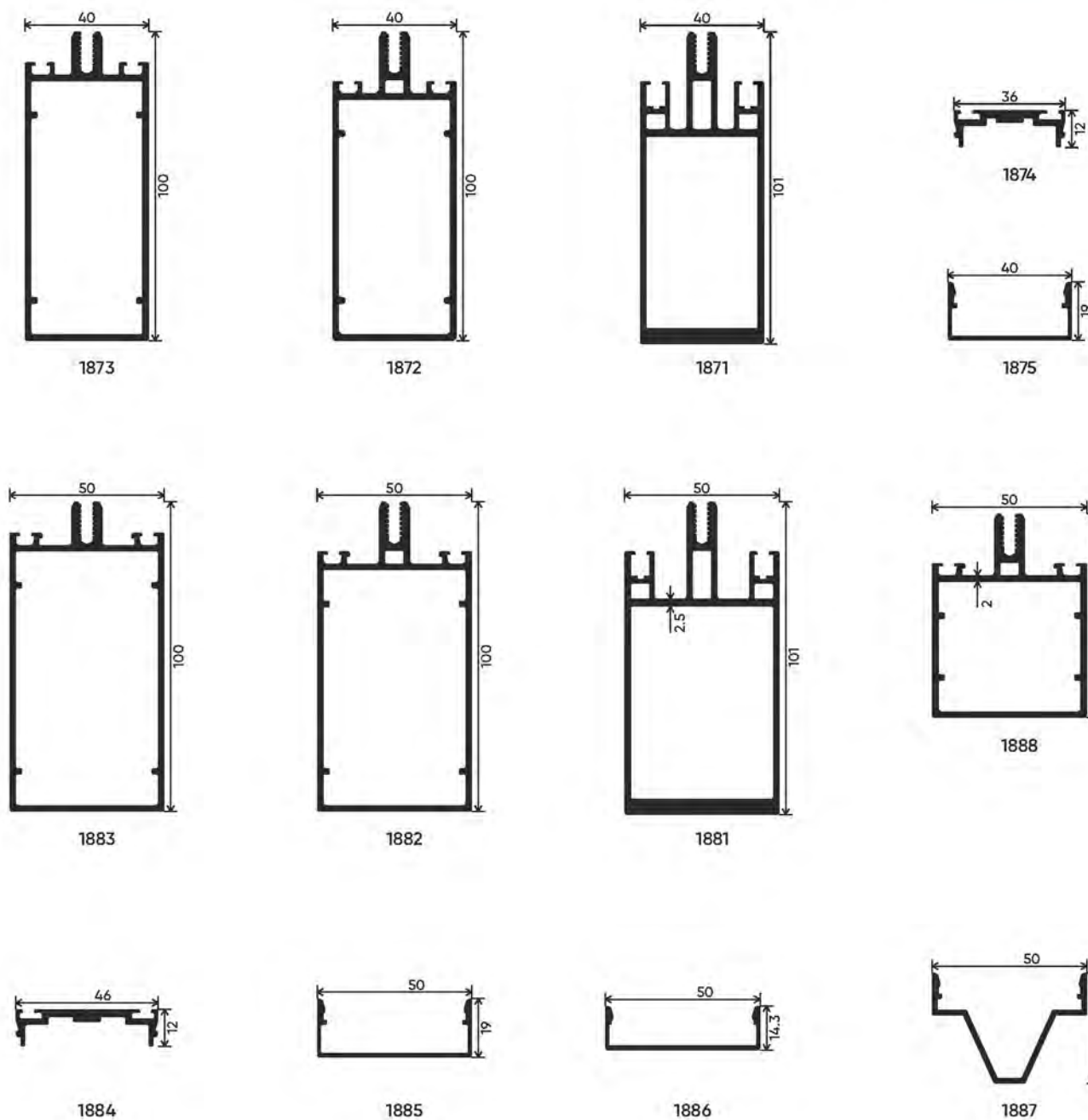


Section No.	Section Name	Weight (kg/12')
V-2589	Ruffing Profile	3.610
V-2590	Ruffing Profile End Cap	1.500



Section No.	Section Name	Weight (kg/12')
V-1641	Fix Frame	2.400
V-1644	Openable Frame	2.900
V-1650	Middle Frame	2.450
V-1645	Frame Cover	0.640
V-1642	Louvers Adaptor	0.850
V-1646	Fix Louvers	2.280
V-1643	Louvers Adaptor	1.300
V-1647	Fix Louvers	1.900

Section No.	Section Name	Weight (kg/12')
V-1648	Fix Louvers	2.600
SP 16-26	Fix Louvers	3.879
V-1649	Fix Louvers	0.937
V-1651	Louvers Adaptor	-
V-1652	Fix Louvers	2.500
V-1653	Fix Louvers	-
V-1654	Fix Louvers	-



modular facade system

Elevation width
40,50,60 mm

Basic depth
50 to 90mm

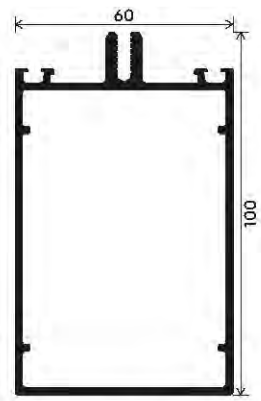
Glass depth
8 to 42mm

Possibilities

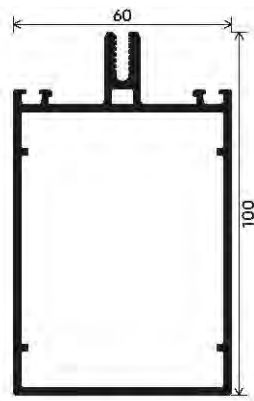
- Fix Glazing
- 90° External Corner
- 90° Internal Corner
- Single Door With Adaptor
- Double Door With Adaptor
- Single Window With Adaptor
- Double Windows With Adaptor
- Parallel Window
- Top Hung Window
- Tilt & Turn Window

Section No.	Section Name	Weight (kg/12')
1873	Eco	6.120
1872	Plus	6.220
1871	Pro	8.400
1874	Pressure Plate	1.450
1875	Cover Plate	1.170
1883	Eco	6.550
1882	Plus	6.660

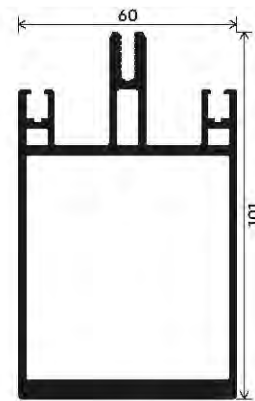
Section No.	Section Name	Weight (kg/12')
1881	Pro	9.150
1888	Standard Profile	5.330
1884	Pressure Plate	1.690
1885	Cover Plate	1.320
1886	Cover Plate	1.140
1887	Cover Plate	1.800



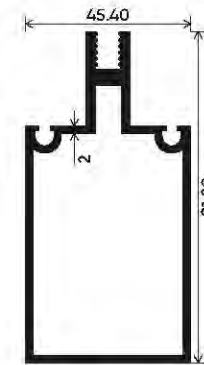
1893



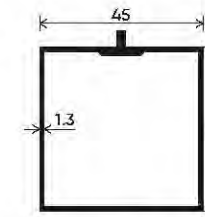
1892



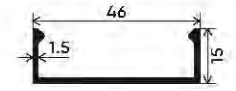
1891



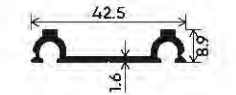
1830



1833



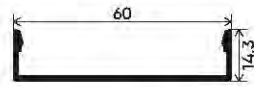
1827




1828




1894



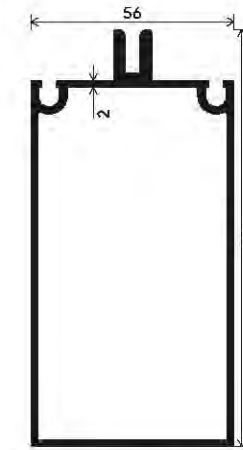
1896



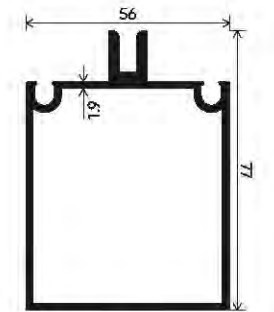
1895



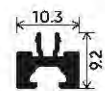
1829



1820



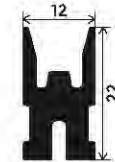
1821



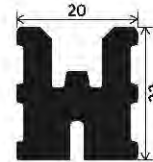
P-1



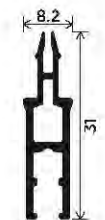
P-2



P-3



P-4



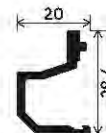
P-5



P-6



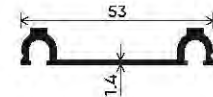
C-1



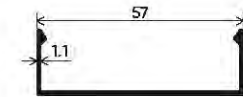
C-2



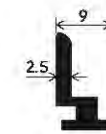
C-3



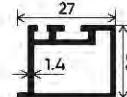
1822



1823



1824



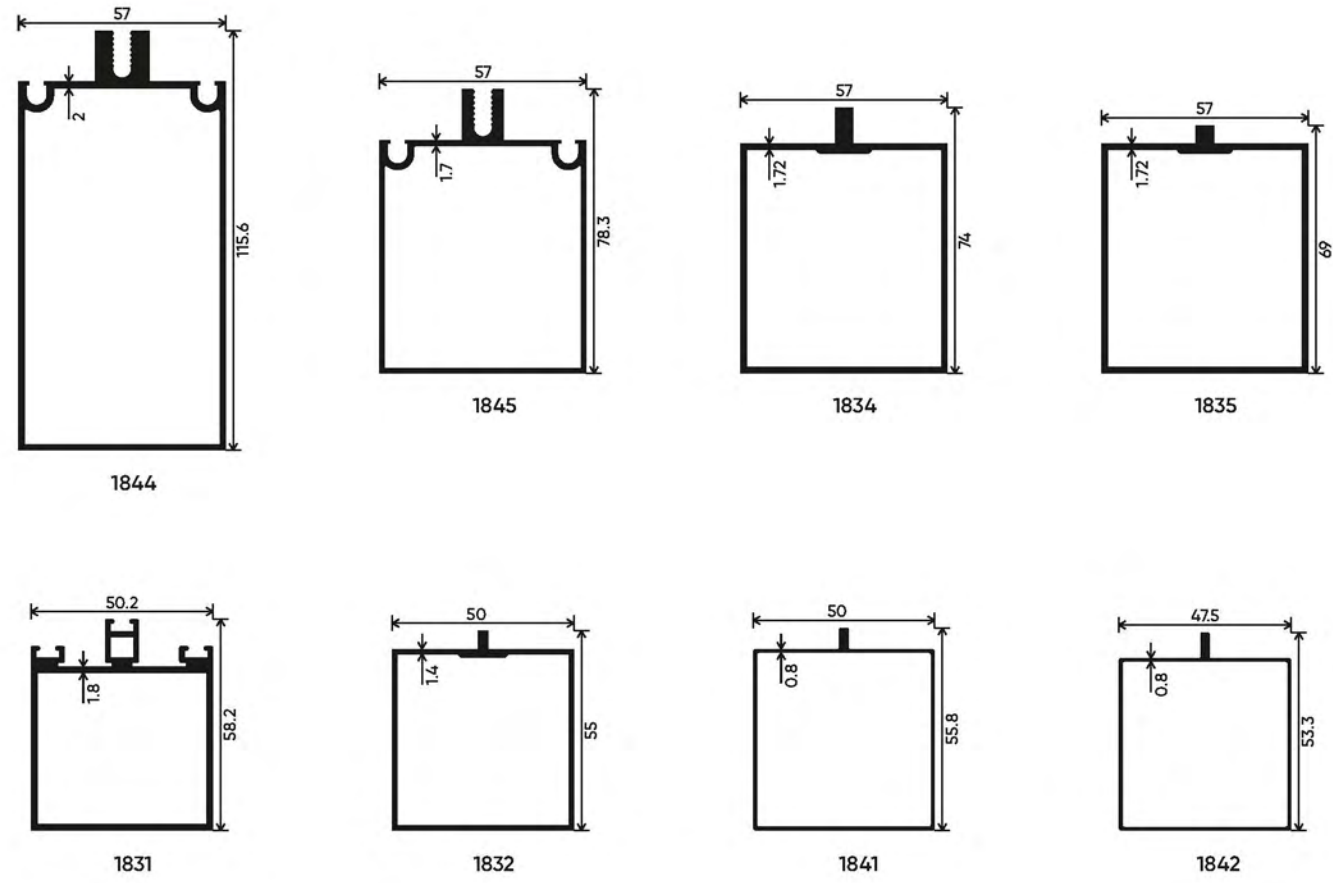
1825

Section No.	Section Name	Weight (kg/12')
1893	Eco	6.945
1892	Plus	7.050
1891	Pro	9.900
1894	Pressure Plate	1.940
1896	Cover Plate	1.285
1895	Cover Plate	1.460
P-1	Packers 1	0.440
P-2	Packers 2	1.100

Section No.	Section Name	Weight (kg/12')
P-3	Packers 3	1.570
P-4	Packers 4	3.070
P-5	Glass Extension	0.770
P-6	Glass Extension	0.630
C-1	Door Frame Connector	2.160
C-2	Glass Holding Profile	1.200
C-3	Glass Holding Profile	0.845

Section No.	Section Name	Weight (kg/12')
1830	45mm Curtain Wall DGU	6.000
1833	45mm Curtain Wall	2.100
1827	45mm Cover Plate	1.140
1828	45mm Pressure Plate	1.060
1829	45mm Curtain Wall	4.750
1820	56mm Curtain Wall	7.400

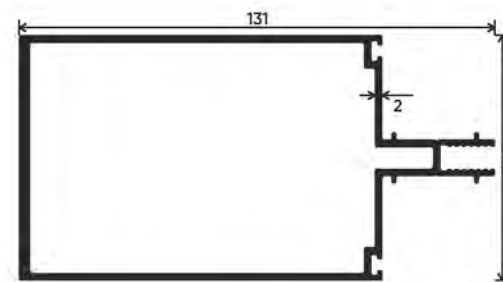
Section No.	Section Name	Weight (kg/12')
1821	56mm Curtain Wall	5.500
1822	56mm Pressure Plate	1.400
1823	56mm Cover Plate	1.200
1824	Glass Adaptor	0.600
1825	Glass Adaptor	1.550



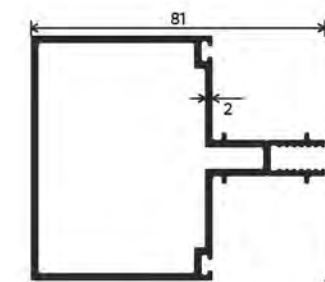
Section No.	Section Name	Weight (kg/12')
1844	57mm Curtain Wall	7.300
1845	57mm Curtain Wall	5.350
1834	57mm Curtain Wall	4.500
1835	57mm Curtain Wall	4.400

Section No.	Section Name	Weight (kg/12')
1831	50mm Curtain Wall	4.450
1832	50mm Curtain Wall	2.300
1841	50mm Curtain Wall	2.000
1842	47mm Curtain Wall	2.820






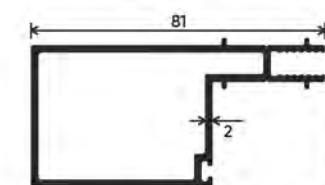
1861



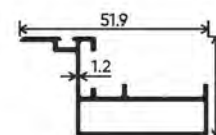
1863



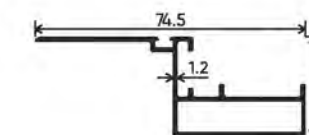
1862



1864



1865



1866



1867

semi unitized system

Elevation width
Center 37mm
Side 39mm

Basic depth
Vertical 100mm
Horizontal 50mm

Glass depth
8 to 32mm

- Possibilities**
- Fix Glazing
 - Door With Adaptor
 - Window With Adaptor
 - Parallel Window
 - Top Hung Window
 - Tilt & Turn Window

Section No.	Section Name	Weight (kg/12')
1861	Mullion	8.500
1863	Transom	5.900
1862	Half Mullion	7.000
1864	Half Transom	4.675

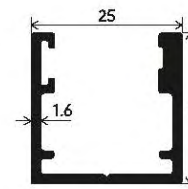
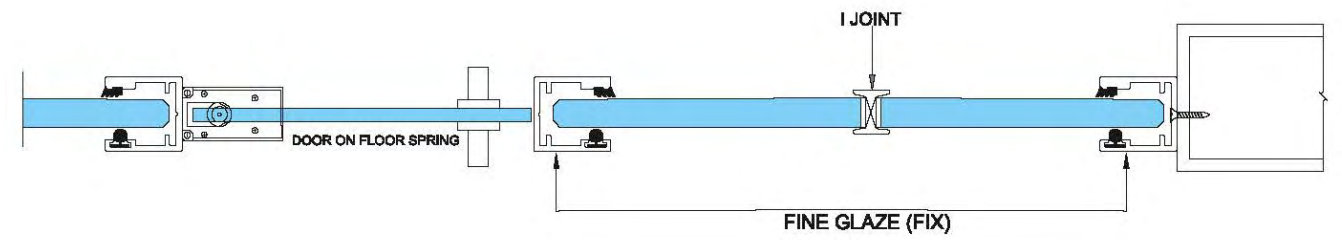
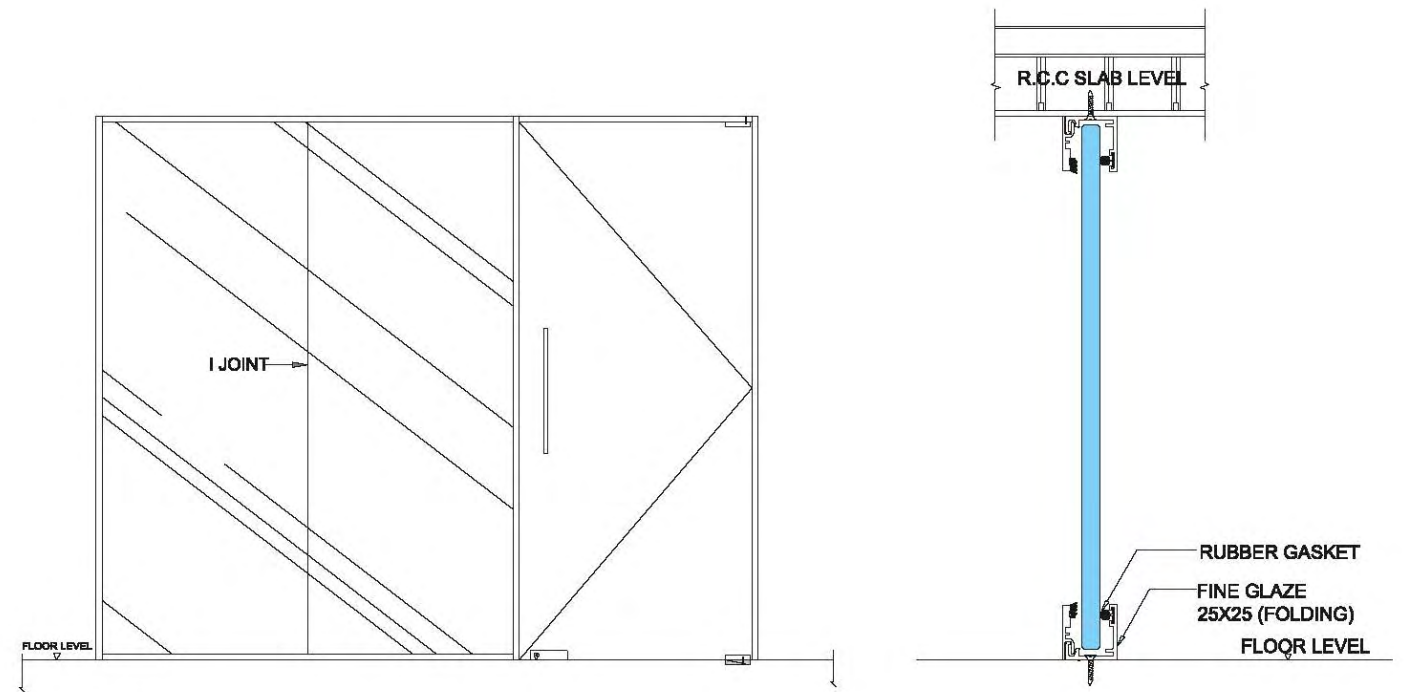
Section No.	Section Name	Weight (kg/12')
1865	SGU Sash	1.750
1866	DGU Sash	2.050
1867	Toggle	0.825



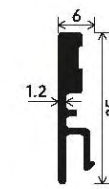
vitco®

SLIM FRAMED PARTITIONS

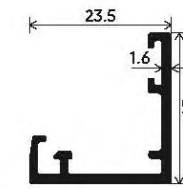
Your home's windows are its star attraction. Whether you live in a modern apartment or a historic Victorian terrace, your home's character and look are determined by its exterior. In addition to defining your home's appearance from the outside, windows allow you to see the world inside.




SP 25-1



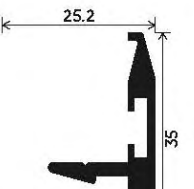
SP 25-3



SP 25-2



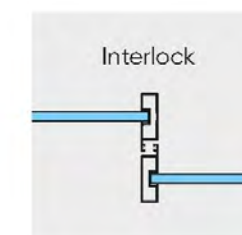
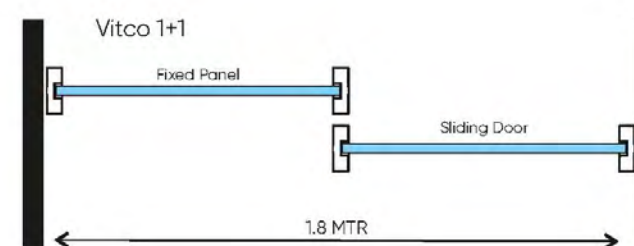
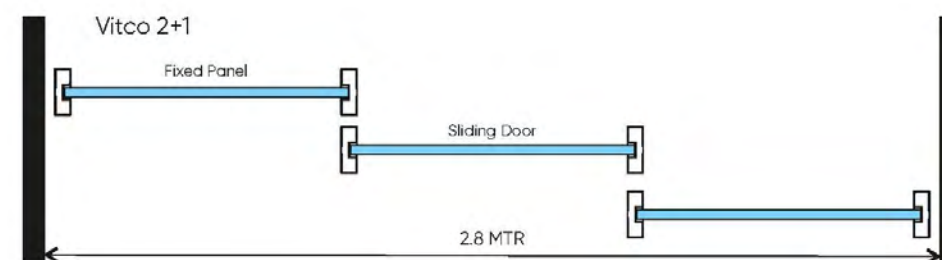
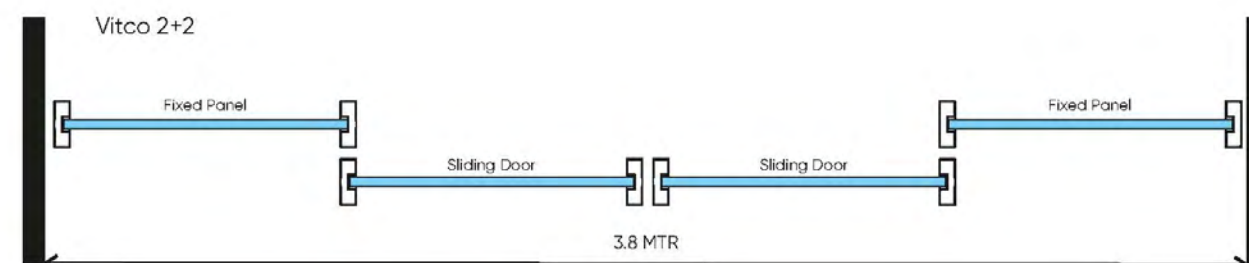
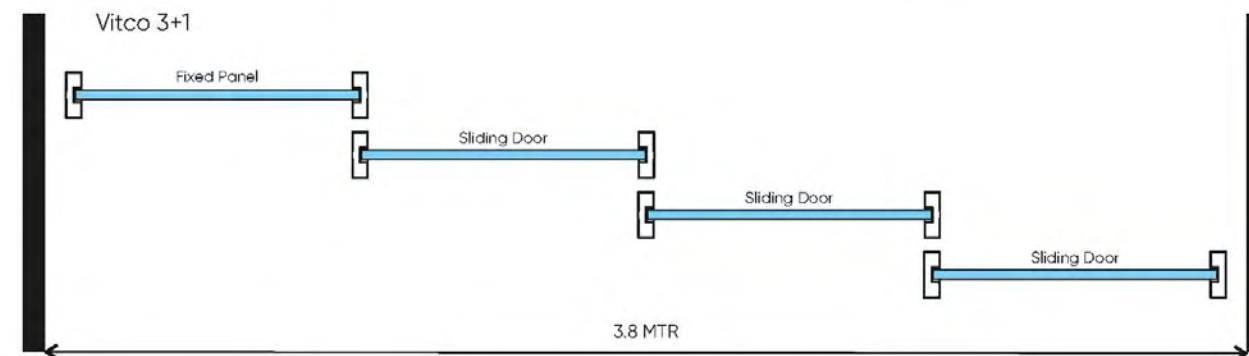
SP 25-12



SP 25-11

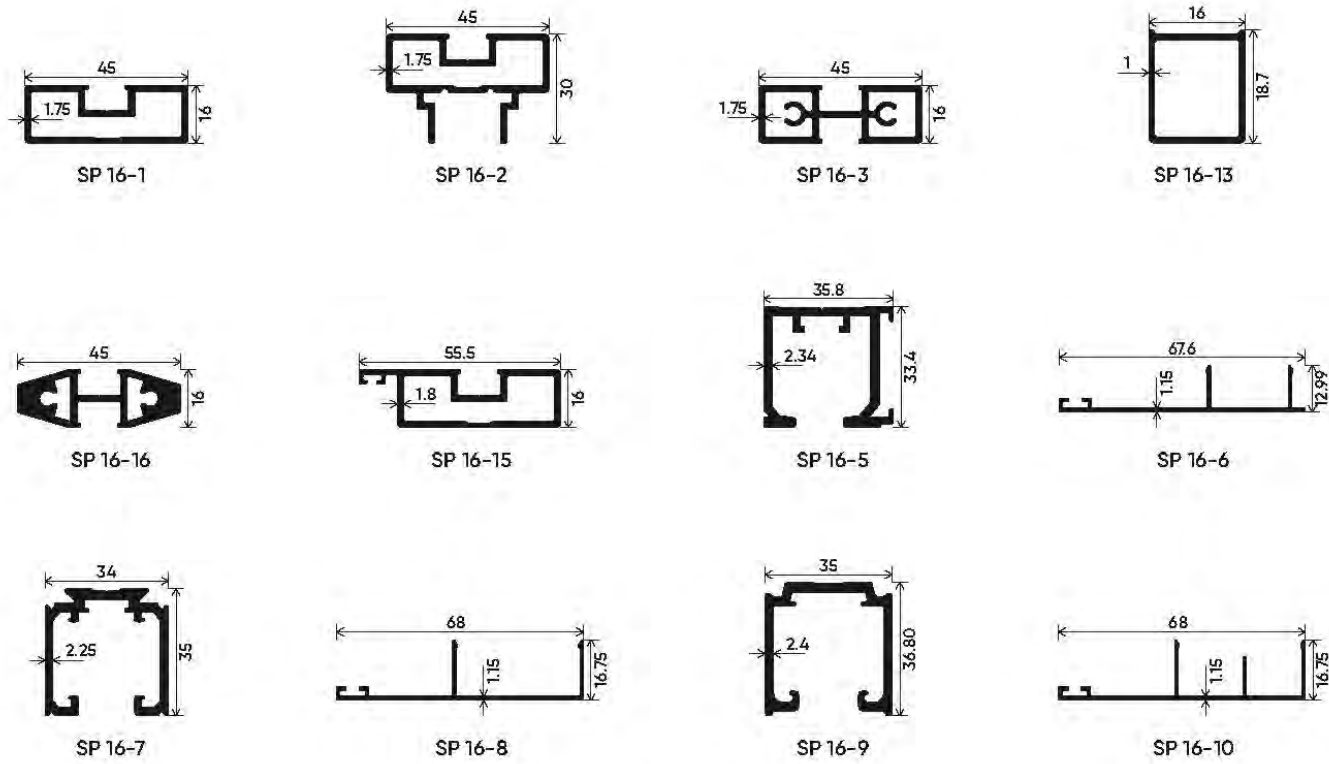
- Fixed Profile: 25x25mm
- Can be used for door frame with cover or rebate profile
- Multiple Door Options
- Door Profile: 35x60mm
- Max Partition Height: 4000mm
- Suitable for 8, 10, 12mm thick Glass
- Single Glaze System
- Finish Available: Mill Finish Material Available

Section No.	Section Name	Weight (kg/12')
SP 25-1	Fix Profile	1.470
SP 25-3	Fix Profile Female	0.650
SP 25-2	Fix Profile Male	1.000
SP 25-12	Fix Profile Female	1.085
SP 25-11	Fix Profile Male	2.000

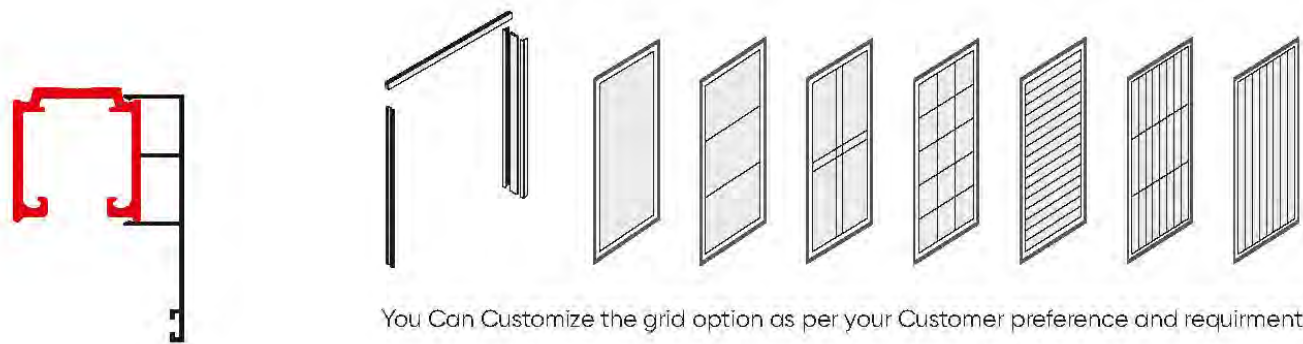


- Suitable for single or multiple sliding doors.
- Suitable for sliding doors for residences, hotels, office buildings.
- Profile: 16 MM x 45 MM
- Suitable for partition door & sliding
- Can be used for single sliding door, pocket door system, telescopic sliding system, synchronized sliding system for elegant look

- Glass thickness supported: 5 MM and 8 MM
- Min. door width is 790mm
- Max. weight capacity 60 Kg.
- Both side soft close system


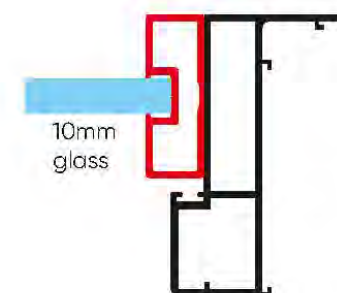
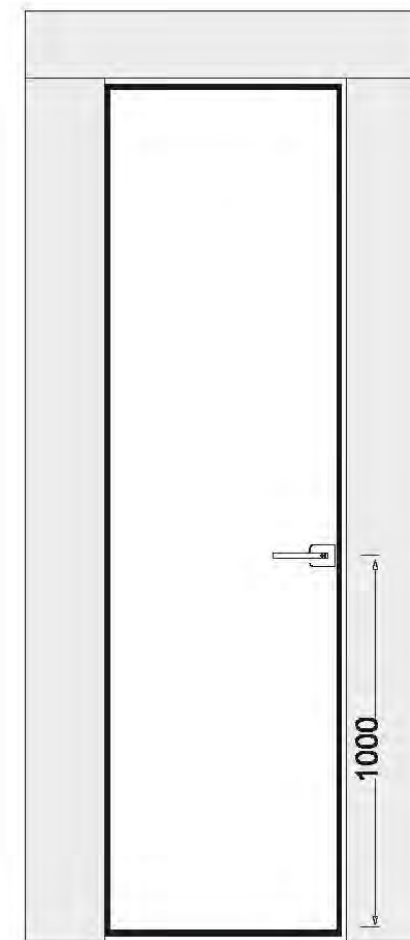
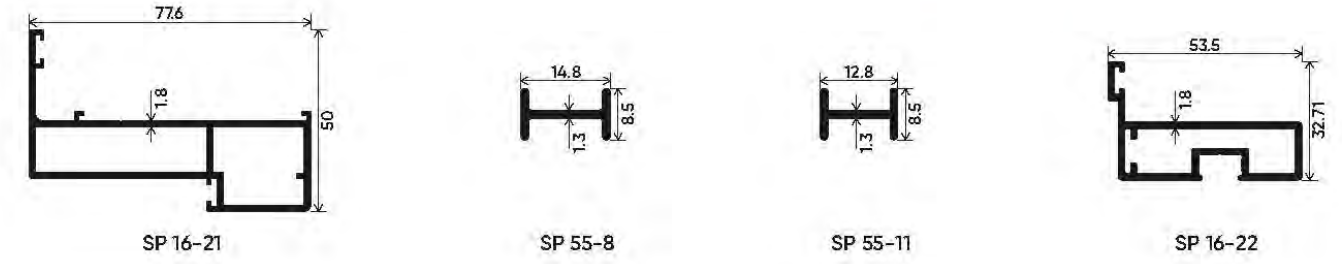


Grid Choices



Section No.	Section Name	Weight (kg/12')
SP 16-1	Vertical Profile	2.200
SP 16-2	Horizontal Profile	2.700
SP 16-3	Middle Profile	2.650
SP 16-13	Elevation Profile	1.642
SP 16-16	Middle Profile	3.058
SP 16-15	Vertical Profile Interlocking	2.485

Section No.	Section Name	Weight (kg/12')
SP 16-5	Top Rail Sliding Profile	2.970
SP 16-6	Top Rail Sliding Profile Cover	1.080
SP 16-7	Top Rail Sliding Profile	3.000
SP 16-8	Top Rail Sliding Profile Cover	1.080
SP 16-9	Top Rail Sliding Profile	3.000
SP 16-10	Top Rail Sliding Profile Cover	1.080

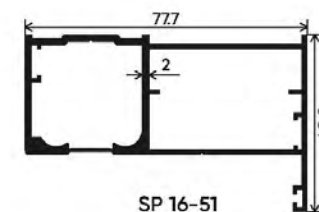
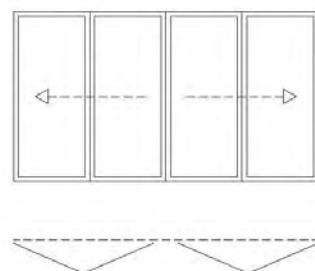
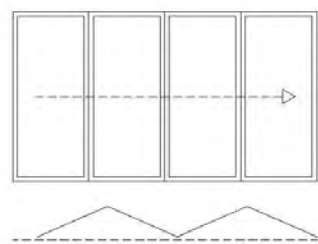


- Max Door width 1100mm
- Floor Spring to be ordered according to Door height & Door width

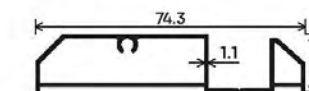
Section No.	Section Name	Weight (kg/12')
SP 16-21	Door Frame	4.439
SP 55-8	12 MM Glass Joint	0.370
SP 55-11	10 MM Glass Joint	0.342
SP 16-22	Door Frame Fox Partition	3.002



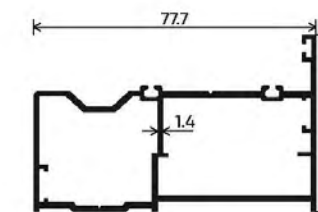
- Minimum Door Size W 900 x H 2600mm
- Maximum Door Weight Capacity 80kg
- Available in Mill Finish
- Suitable for Sliding Doors Families / Hotels / Office / Building etc.
- Space Saving Wood Decoration
- Door can only fold Left or Right
- Centre Opening Possible



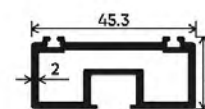
SP 16-51



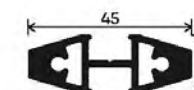
SP 16-52



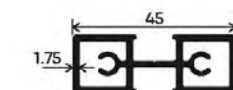
SP 16-53



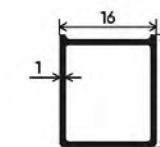
SP 16-54



SP 16-16

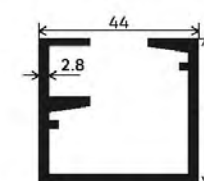


SP 16-3

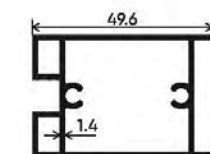


SP 16-13

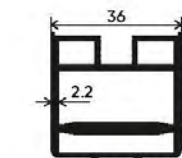
Bottom Less Internal Sliding Folding



SP 16-61



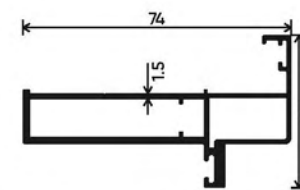
SP 16-62



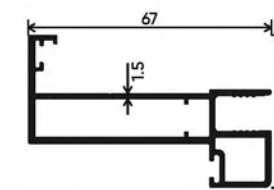
SP 16-63

Section No.	Section Name	Weight (kg/12')
SP 16-51	Top Frame Profile	1.285
SP 16-52	Bottom Frame Profile	0.556
SP 16-53	Vertical Frame Profile	1.149
SP 16-54	Door Shutter Profile	0.769
SP 16-16	Middle Profile	3.058

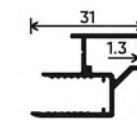
Section No.	Section Name	Weight (kg/12')
SP 16-3	Middle Profile	2.650
SP 16-13	Elevation Profile	1.642
SP 16-61	Top Track Profile	4.380
SP 16-62	Shutter Top Bottom Profile	3.120
SP 16-63	Shutter Vertical Profile	4.120



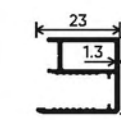
SP 16-23



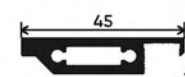
SP 16-24



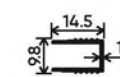
SP 16-28



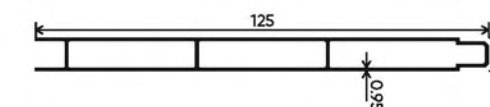
SP 16-27



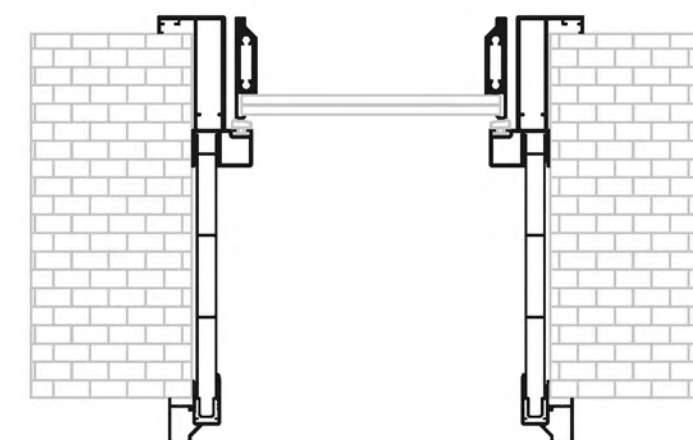
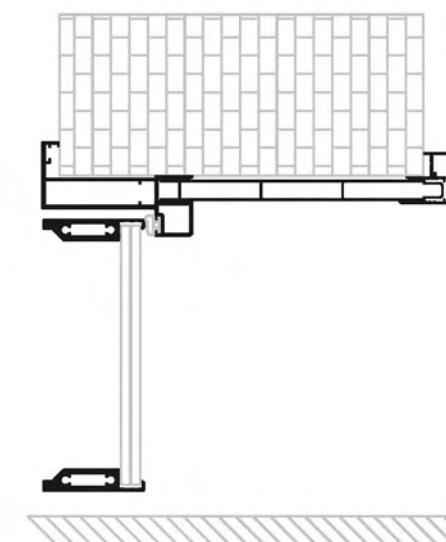
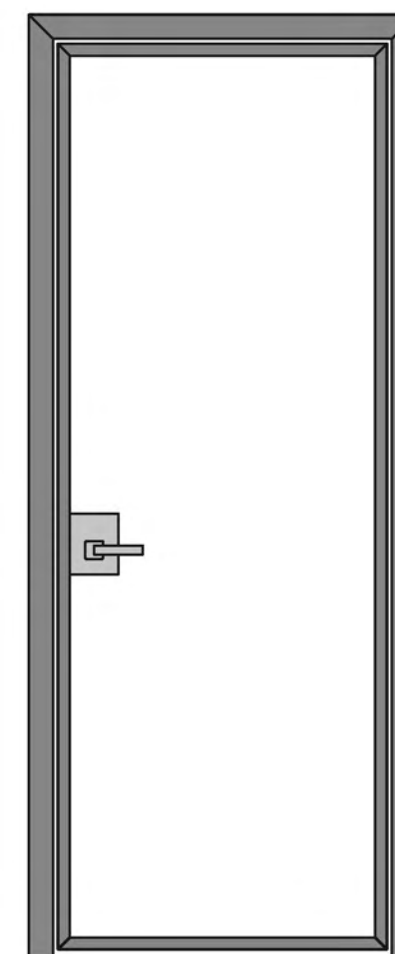
SP 16-31



SP 16-25



SP 16-26

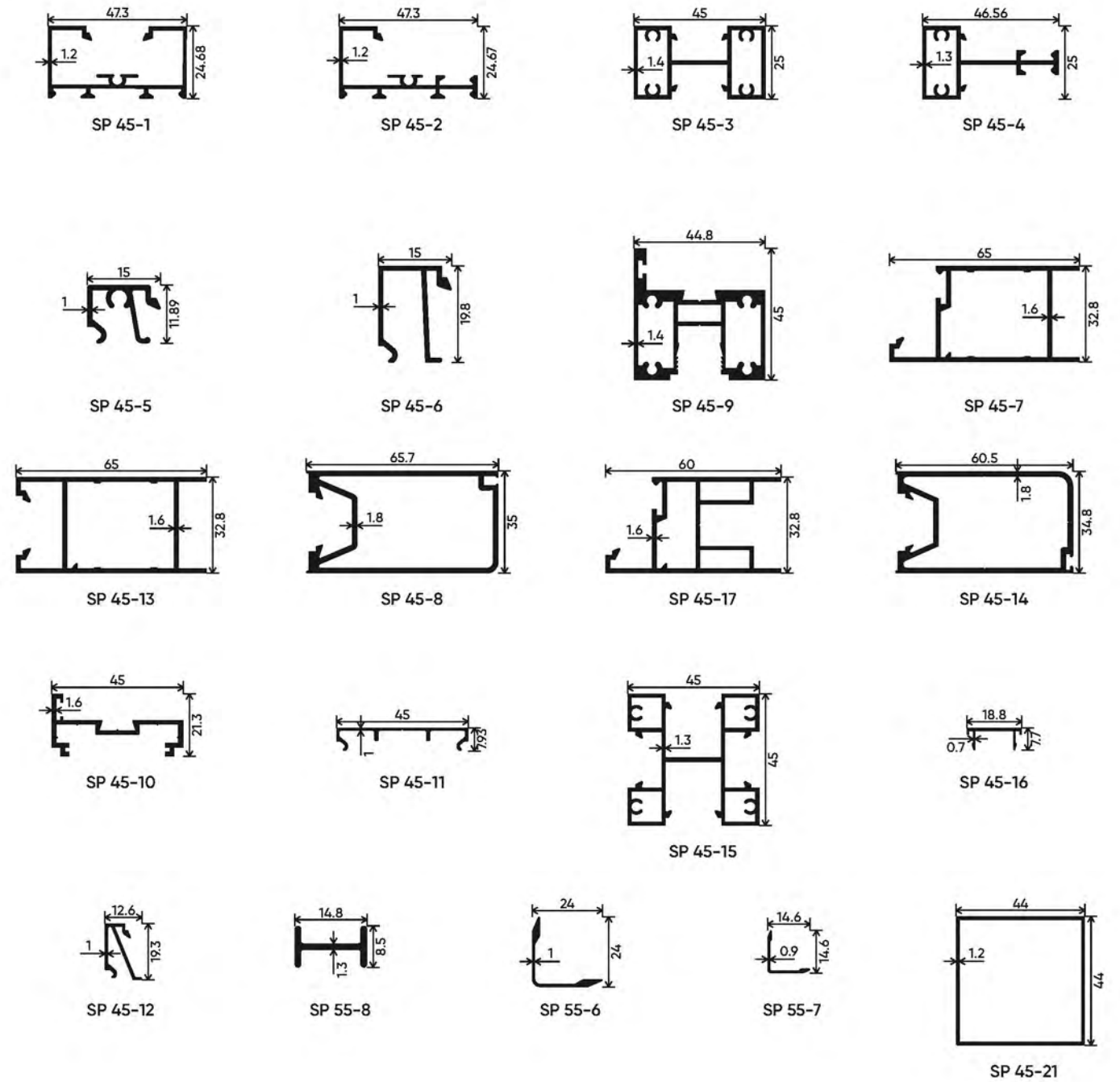
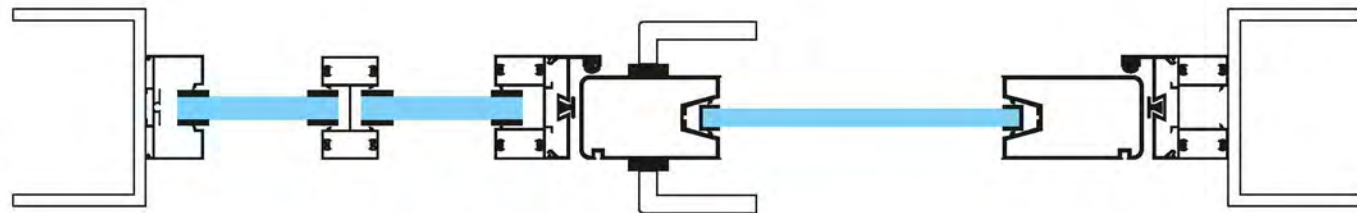


Section No.	Section Name	Weight (kg/12')
SP 16-23	Inside Opening Profile	3.980
SP 16-24	Outside Opening Profile	3.885
SP 16-28	Frame Adaptor	1.300
SP 16-27	Frame Adaptor	1.100

Section No.	Section Name	Weight (kg/12')
SP 16-31	Shutter Profile	2.200
SP 16-25	Door Adaptor	0.420
SP 16-26	Fix Profile	3.879

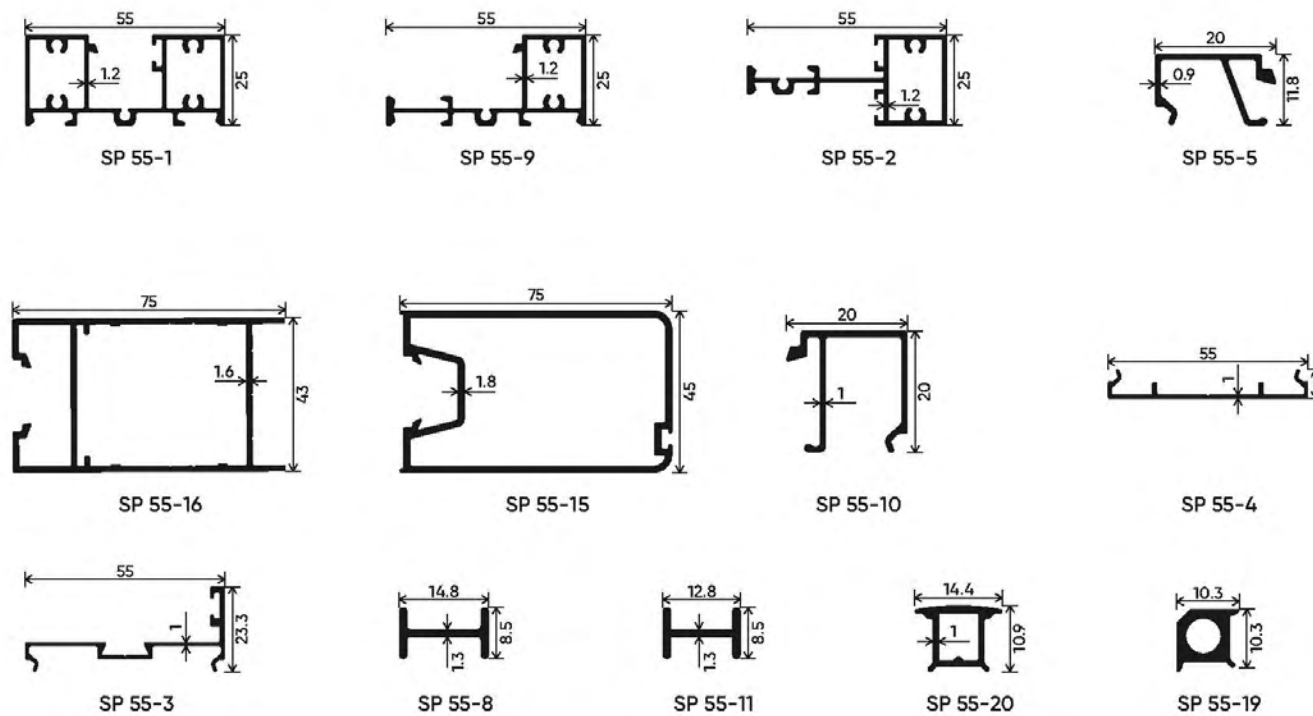


- Fixed Profile: 25x45mm
- Can be used for door frame with cover or rebate profile
- Multiple Door Options
- Door Profile: 35x60mm & 45x75mm
- Max Partition Height: 4000mm
- Suitable for 8, 10, 12mm thick Glass
- Single Glaze System
- Finish Available: Mill Finish Material Available
- Cutting Size Customized

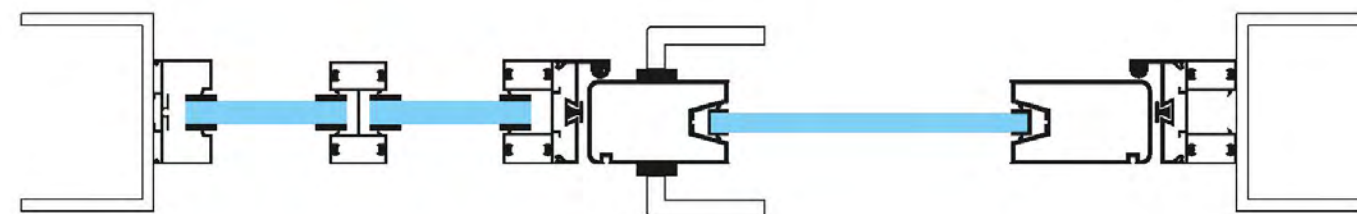


Section No.	Section Name	Weight (kg/12')
SP 45-1	Fixed Profile	2.000
SP 45-2	Male Female Profile	1.640
SP 45-3	Male Female Middle Profile	2.660
SP 45-4	Middle Profile	1.840
SP 45-5	Middle Clip	0.500
SP 45-6	Bottom Folding Clip	0.600
SP 45-9	Door Fix Profile	4.580
SP 45-7	Door Top & Bottom Profile	3.000
SP 45-13	Door Top & Bottom Profile	0.901
SP 45-8	Door Vertical Profile	4.160
SP 45-17	Door Vertical Profile	4.160

Section No.	Section Name	Weight (kg/12')
SP 45-14	Door Top & Bottom Profile	3.000
SP 45-10	Door Cover For Fixed Profile	1.490
SP 45-11	Cover Plate Profile	0.713
SP 45-15	Corner Joint Profile	3.750
SP 45-16	Corner Joint Profile Cover	0.328
SP 45-12	Door Top & Bottom Clip	0.610
SP 55-8	12 MM Glass Joint	0.370
SP 55-6	L Corner Cover	0.600
SP 55-7	L Corner Cover	0.250
SP 45-21	Corner Profile	2.000

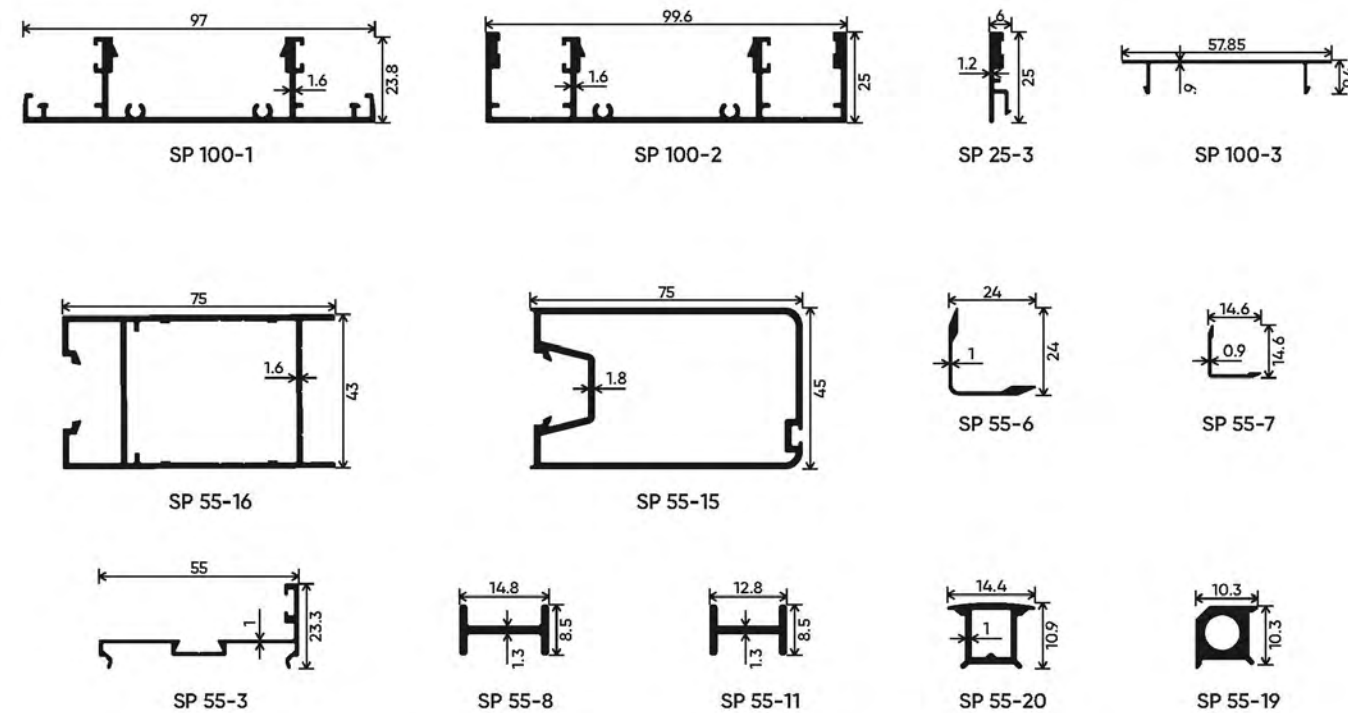


- Fixed Profile: 25x55mm
- Can be used for door frame with cover or rebate profile
- Multiple Door Options
- Door Profile: 35x60mm & 45x75mm
- Max Partition Height: 4000mm
- Suitable for 8, 10, 12mm thick Glass
- Single Glaze System
- Finish Available: Mill Finish Material Available
- Cutting Size Customized

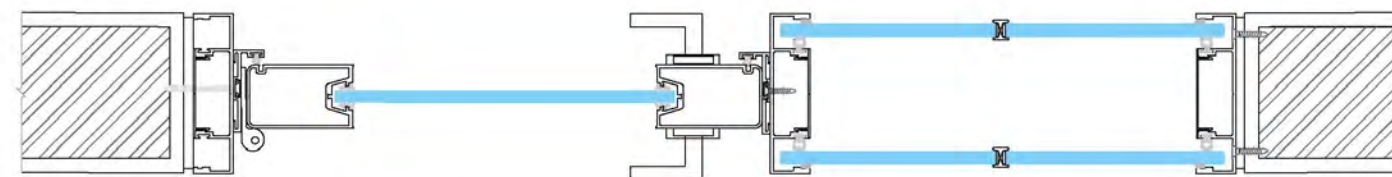


Section No.	Section Name	Weight (kg/12')
SP 55-1	Fixed Profile	2.900
SP 55-9	Bottom Folding Profile	2.000
SP 55-2	Middle Folding Profile	2.150
SP 55-5	Middle Folding Clip Profile	0.480
SP 55-16	Door Top & Bottom Profile	1.147
SP 55-15	Door Vertical Profile	1.298
SP 55-10	Bottom Folding Clip	0.667

Section No.	Section Name	Weight (kg/12')
SP 55-4	Cover Plate Profile	0.800
SP 55-3	Door Cover For Fixed Profile	1.150
SP 55-8	12 MM Glass Joint	0.370
SP 55-11	10 MM Glass Joint	0.342
SP 55-20	Glass Joint	0.119
SP 55-19	L Corner Cover	0.136

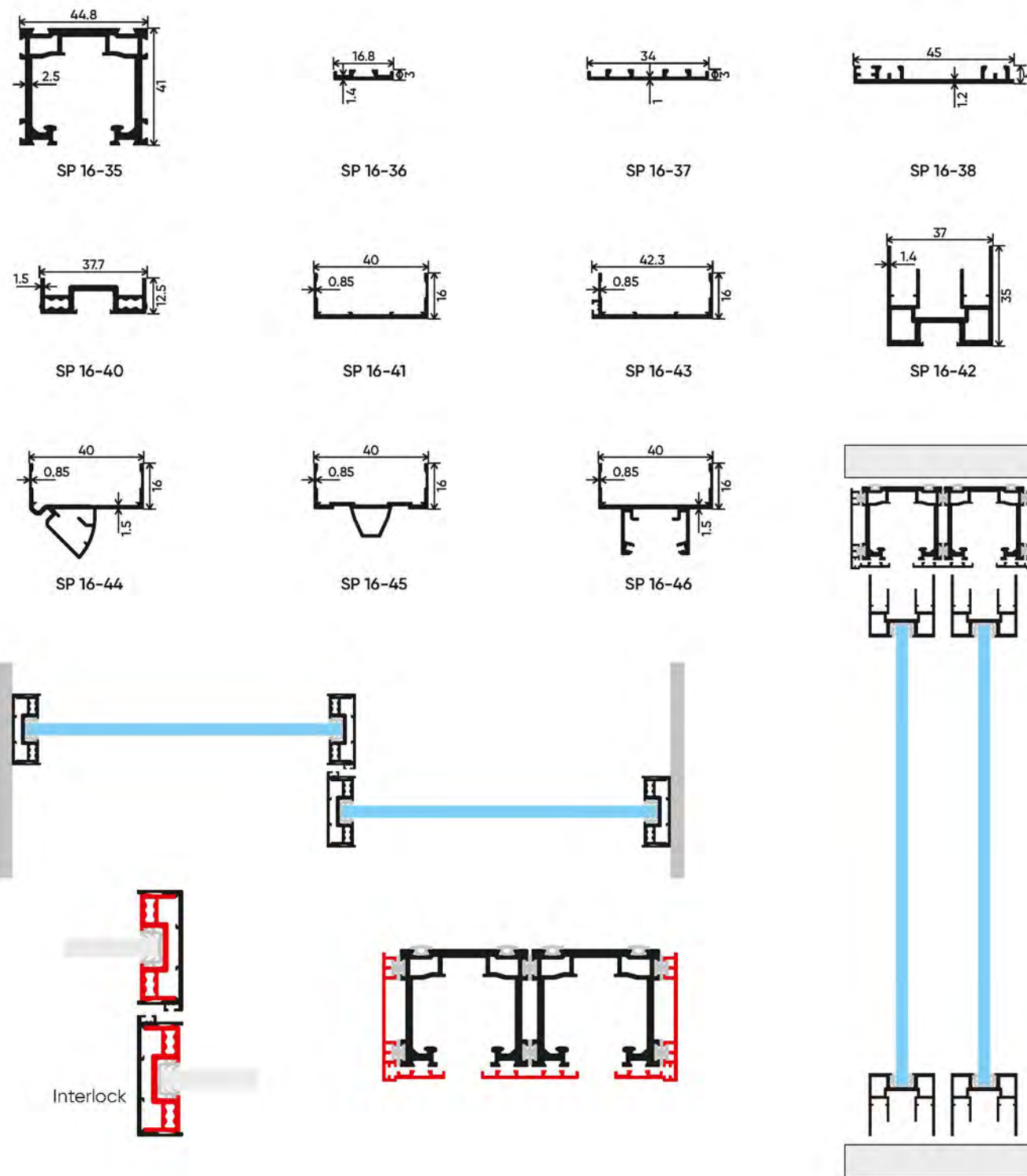


- Fixed Profile: 25x100mm
- Can be used for door frame with cover or rebate profile
- Multiple Door Options
- Door Profile: 35x60mm & 45x75mm
- Max Partition Height: 4000mm
- Suitable for 8, 10, 12mm thick Glass
- Double Glaze System
- Finish Available: Mill Finish Material Available
- Cutting Size Customized



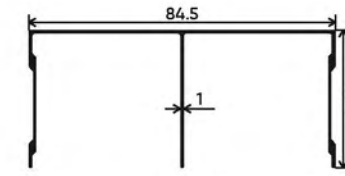
Section No.	Section Name	Weight (kg/12')
SP 100-1	Double Glaze Fix Profile Male	3.250
SP 100-2	Double Glaze Fix Profile Male	4.150
SP 25-3	Fix Profile Female	0.650
SP 100-3	Double Glaze Top Cover	0.670
SP 55-16	Door Top & Bottom Profile	1.147
SP 55-15	Door Vertical Profile	1.298
SP 55-6	L Corner Cover	0.600

Section No.	Section Name	Weight (kg/12')
SP 55-7	L Corner Cover	0.250
SP 55-3	Door Cover For Fixed Profile	1.150
SP 55-8	12 MM Glass Joint	0.370
SP 55-11	10 MM Glass Joint	0.342
SP 55-20	Glass Joint	0.119
SP 55-19	L Corner Cover	0.136

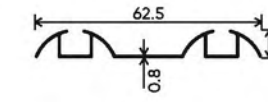


Section No.	Section Name	Weight (kg/12')
SP 16-35	Top Rail Guide	4.342
SP 16-36	Top Rail Cover	0.280
SP 16-37	Top Rail Cover	0.470
SP 16-38	Top Rail Cover	0.800
SP 16-40	Vertical Profile	1.610
SP 16-41	Vertical Profile Cover	0.960

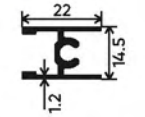
Section No.	Section Name	Weight (kg/12')
SP 16-43	Interlock Profile	1.000
SP 16-42	Top Bottom Profile	2.710
SP 16-44	Corner Opening Profile	1.470
SP 16-45	Center Opening Profile	1.250
SP 16-46	Center Opening Profile	1.630



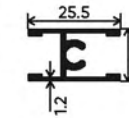
WD-01



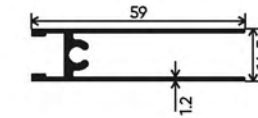
WD-02



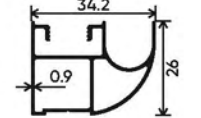
WD-03



WD-04



WD-05



WD-06



- Can be used Full Height Floor to Ceiling Wardrobe
- Glass Thickness Supported 5mm
- Any Decorative Material Supported upto 10mm
- Max Weight Capacity 60 kg
- Min. Door Width 800mm
- Finish Available: Mill Finish Material Available
- Cutting Size Customized


Section No.	Section Name	Weight (kg/12')
WD-01	Top Track	2.000
WD-02	Bottom Track	2.950
WD-03	Shutter Dividing Profile	0.970

Section No.	Section Name	Weight (kg/12')
WD-04	Shutter Dividing Profile	1.150
WD-05	Bottom Profile Shutter	1.950
WD-06	Vertical Handle Profile	1.475

vitco[®] colour collection

From contemporary to heritage, the vitco colour collection combines four high-quality colour ranges. Anodizing and powder coating each offer a wide choice of durable coatings that are extremely resistant to scratching and corrosion.

With an inspired range of textured, non-textured and metallic finishes, these palettes have been designed to reflect increasingly popular colour trends within the market.



powder coating

Inspired by the diversity of nature, Elements offers the perfect combination of rich colours and versatile shades. With 18 RAL options to explore, you can enjoy a stylish, matt finish to your windows and doors.



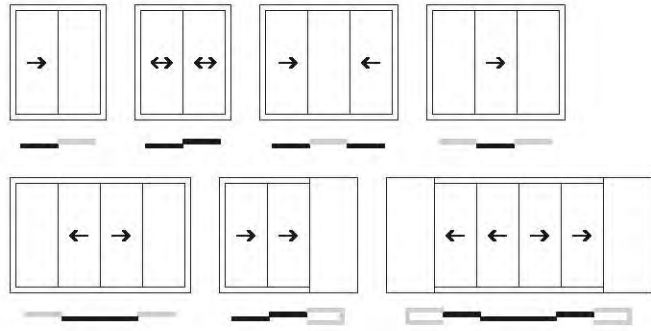
Anodizing

Inspired by the intensity of contrast, Urbane offers the distinctive combination of robust tones and smooth shades that match the look and feel of an anodised finish. With 14 colours to choose from, you can enjoy a bold, protective finish to your windows and doors.

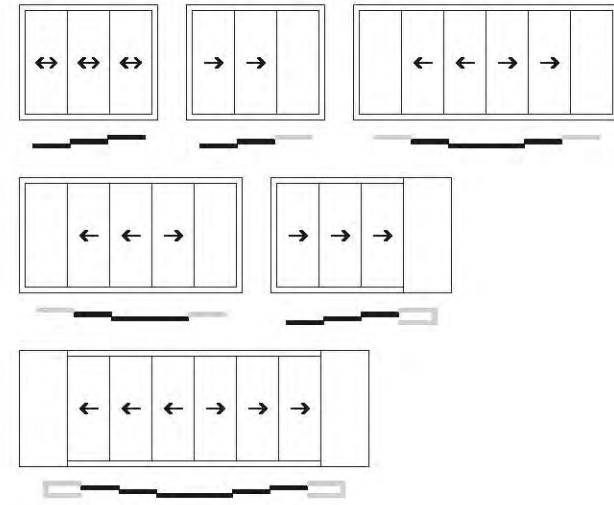


Typologies

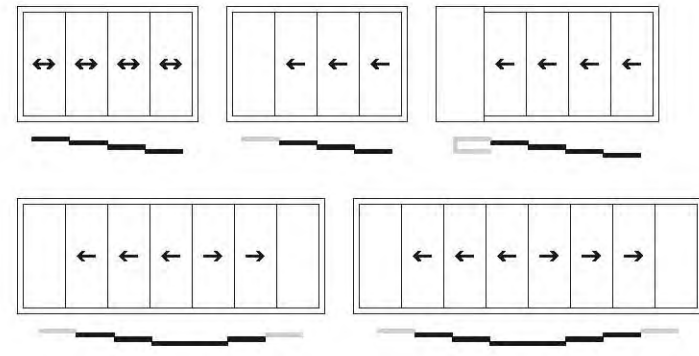
2 Track



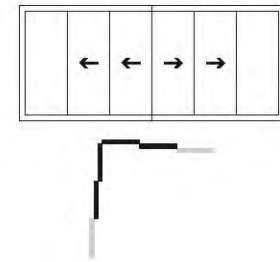
3 Track



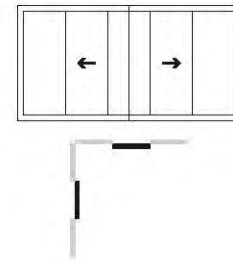
4 Track



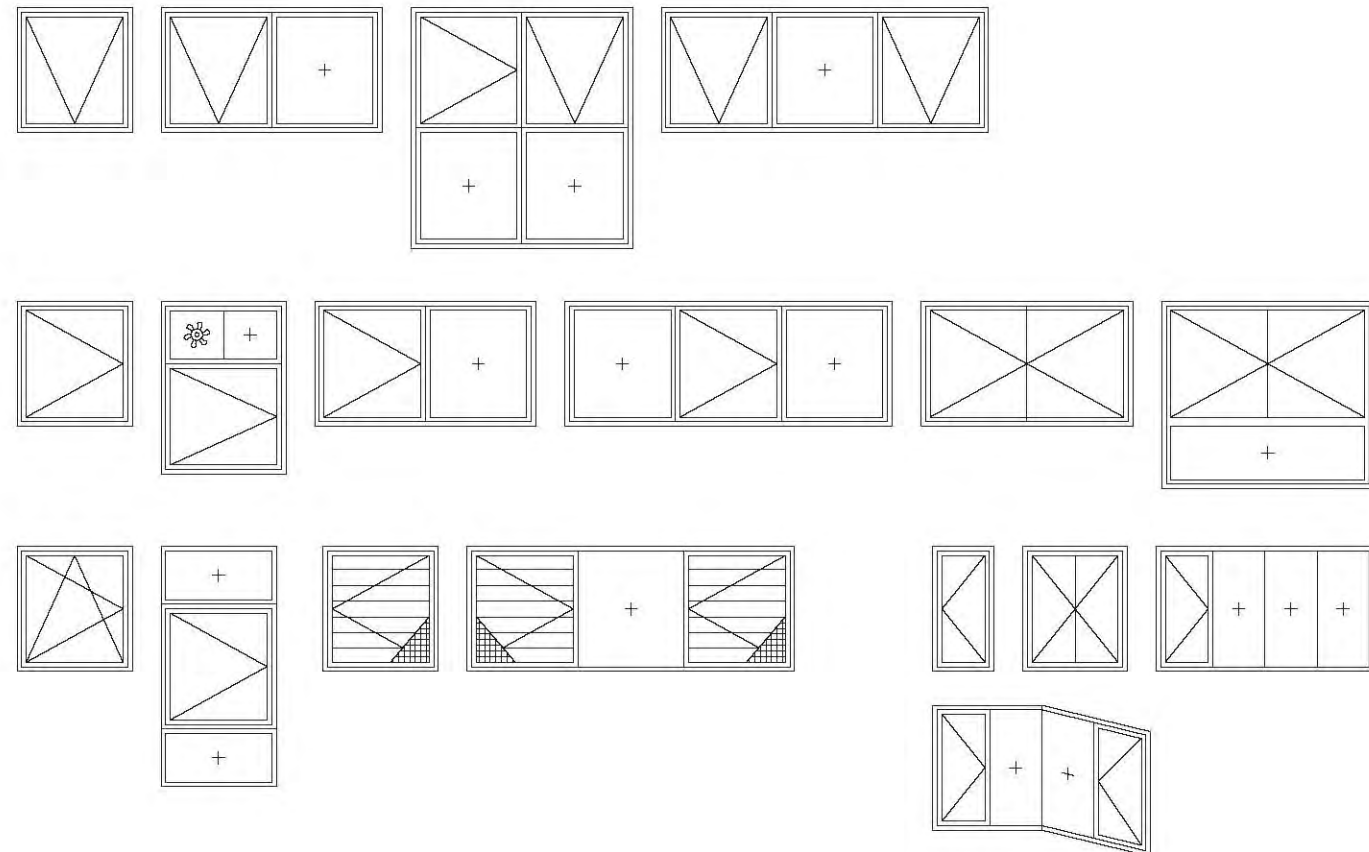
Open Corner



Fixed Corner



Casement



vitco®

SALES NETWORK

We truly believe in providing our clients across India with aluminium of the highest quality at a price that is both reasonable and timely.

Alu-Rich

Experience Center/Office

202, 203, Rudram Icon,
Nr. Silver Oak Engineering College,
Opp. LAMBDA House, Gota,
Ahmedabad - 382481. Gujarat, India
M : +91 9726422426
E : info@vitco.co.in
W : www.vitco.co.in

Plant Address

Vinitech Metal Pvt Ltd
Survey No-289, 301, Chhatral-Pansar Road,
Ahmedabad-Mehsana Highway,
Village-Vadavswami,
Ta-Kalol, Dist-Gandhinagar,
Gujarat, India-382729
M : +91 99794 02701



Location

